News from the XMM-Newton Image Gallery

Nora LOISEAU, Matthias EHLE, Pedro RODRIGUEZ & Rod BAILEY

XMM-Newton Science Operations Centre, European Space Astronomy Centre (ESAC), European Space Agency, Madrid, Spain

The Project

The XMM-Newton Image Gallery, a web based repository for images submitted by the users' community, has now some new functionalities. Since August 2007 the collection of astronomical images and spectra taken with the XMM-Newton X-ray and optical instruments can be displayed in Google Earth "Sky" in association with the corresponding celestial objects (through a tool developed by P. Rodriguez). It will be soon also possible to submit animations and videos.

The images of the Gallery are intended to be used for educational or informational purposes. XMM-Newton images can be submitted by means of a PHP/MySQL user interface, adapted to X-ray astronomy from the NRAO image gallery interface, and designed to allow a straightforward validation and maintenance procedure. In Dec 2003 the gallery was opened and scientists having remarkable and/or high quality images and results related to XMM-Newton were invited to submit them to the Gallery via the automatic interface. As a starting point we selected some interesting figures from published papers and also included several examples kindly provided by some scientists. A significant number of images have been since then submitted by external community members. The Gallery is frequently visited and images have been downloaded to be used for books, for highlighting conferences and talks on X-ray astronomy, for astronomical web pages, and for several other outreach and educational purposes. Presently we continue building a better sample of XMM-Newton results completing each category with more images, compensating the irregular distribution of the images that are being submitted by XMM-Newton users.

There are other ESA multimedia galleries and archives of press releases that include XMM-Newton images, but the idea of this Image Gallery is to provide well-classified XMM-Newton images which are useful for scientific, educational and outreach purposes.

Apart from the images, the XMM-Newton Gallery offers qualified scientific descriptions of the objects, links to the raw and processed archival data, to the associated publications and to more information on the objects as provided by NED and Simbad. The Image Gallery is also linked from the XSA archive, observations having an associated image are linked from the XSA user interface.

The Web page portal describing the XMM-Newton Image Gallery Project, where images can be submitted is:

http://xmm.esac.esa.int/external/xmm_science/gallery/public/

Scientists who have interesting high quality images and results related to XMM-Newton are invited to submit them to the gallery.

Image Submission Process

Scientists can fill in all relevant details in the web form attaching the image and including the figure captions.

- After submission, users receive an (automatically generated) acknowledgment e-mail with all the details of their submission.
- Entries are validated and can be modified afterwards by XMM-Newton SOC scientists.
- Images get a 'watermark' bottom line attached to the data file with the credits and at least "European Space Agency" and the ESA logo as copyright statement.
- Users receive another notification e-mail when their image becomes public in the XMM-Newton Image Gallery.

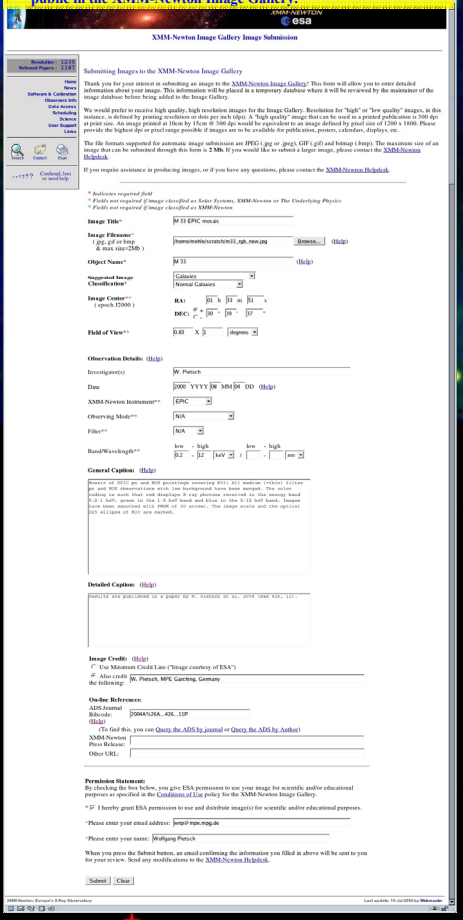

The XMM-Newton Image Gallery

X-ray sources: from the Solar System to Cosmology (with subcategories)

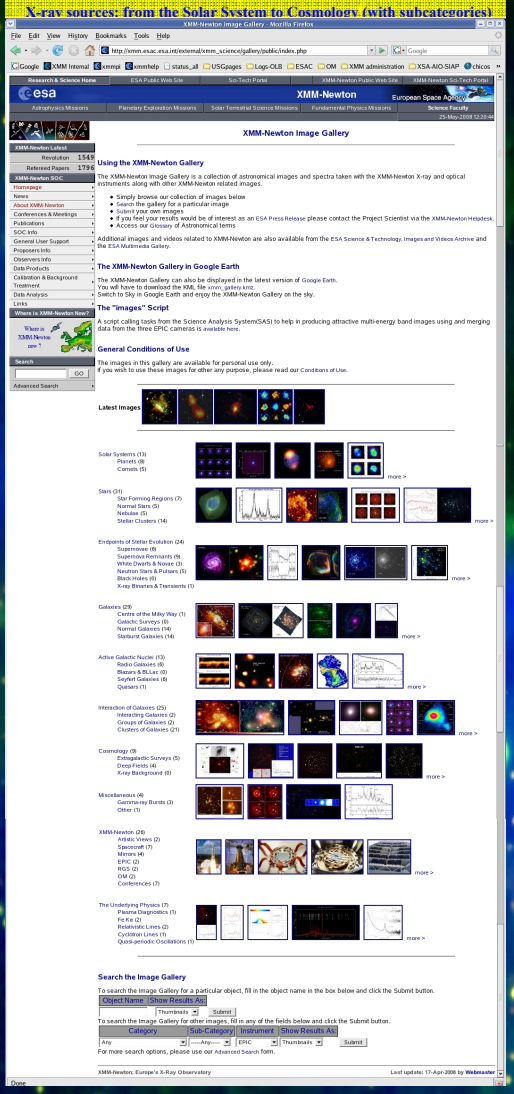

The XMM-Newton Image Gallery in Google Earth "Sky"

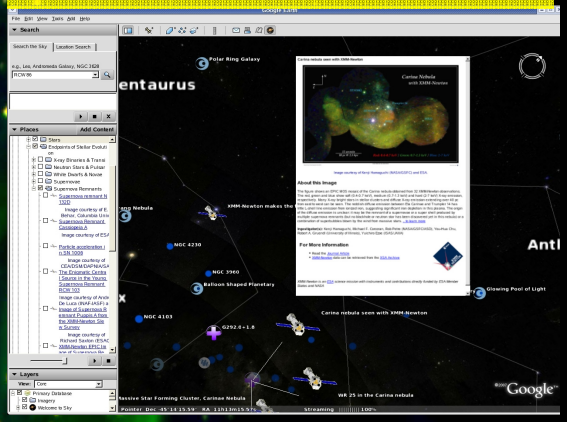

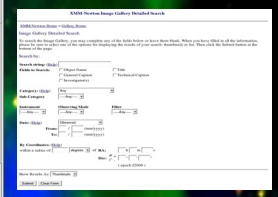

Searching for Images

Thumbnail images are links to single, entry specific, pages. Simple search for Object name, category or subcategory. Detailed Search: see form below.

Categories

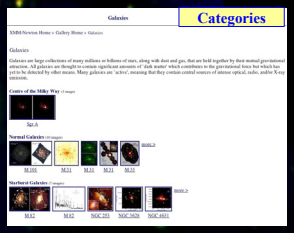

Sub-Categories

A Gallery Entry

HTML page and links automatically generated by our PHP/MySQL engine



The Image is the link to a popup window for downloading the highest resolution version of the graphics

Links to ADS/Publications/Press Releases

Link to XMM-Newton Science Archive (Data)

Link to NED: Images & maps at other wavelengths

Link to SIMBAD: astronomical database (basic data, cross-identifications, bibliography, etc.)

XMM-Newton Image Gallery > Gallery Home > Galaxies > Normal Galaxies > M 33

M 33 EPIC mosaic

Minimum credit line: Image courtesy of W. Pietsch, MPE Garching, Germany and ESA. (for details, see Conditions of Use).

The image above has been displayed with a reduced size.
The higher resolution image is available below or by clicking the image above.

About this Image

Mosaic of EPIC pn and MOS pointings covering M33: All medium (+thin) filter pn and MOS observations with low background have been merged. The color coding is such that red displays X-ray photons received in the energy band 0.2-1 keV, green in the 1-2 keV band and blue in the 2-12 keV band. Images have been smoothed with FWHM of 20 arcsec. The image scale and the optical D_{25} ellipse of M33 are marked.
Results are published in a paper by W. Pietsch et al. 2004 (A&A 426, 11).

Investigator(s): W. Pietsch

For More Information

- Read the Journal article
- Detailed description of this image
- Query XSA archive for XMM-Newton data in the field of M 33
- Astronomical database entries for M 33:
  - Query NED for more images about M 33
  - Query SIMBAD for more M 33 data
- For unfamiliar terms, visit the XMM-Newton Astronomical Glossary

Alternate Resolutions (Help)

This image is available in the following downloadable versions:

- Default Resolution
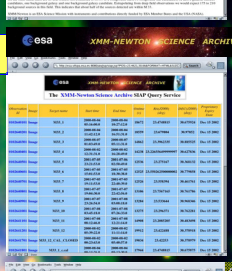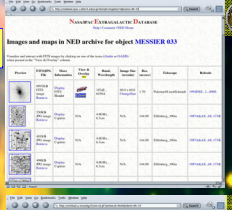
Higher resolution versions of this image may be available, please contact the XMM-Newton HelpDesk.