

---

Is  
SS 433  
a misaligned  
ultra-luminous X-ray source  
?

---

Ildar Khabibullin (MPA, Garching)  
Sergey Sazonov (IKI, Moscow)

# Ultra-luminous X-ray sources (ULXs)

=

**extragalactic**  
**off-nuclear**  
**pointlike X-ray sources**  
**with luminosity**  
**above the Eddington limit**  
**for a  $10 M_{\text{Sun}}$  black hole**

**Super-critically accreting stellar-mass black holes**  
**with moderate collimation**

King et al. 2001, Rappaport et al. 2005, Begelman et al. 2006, Poutanen et al. 2007

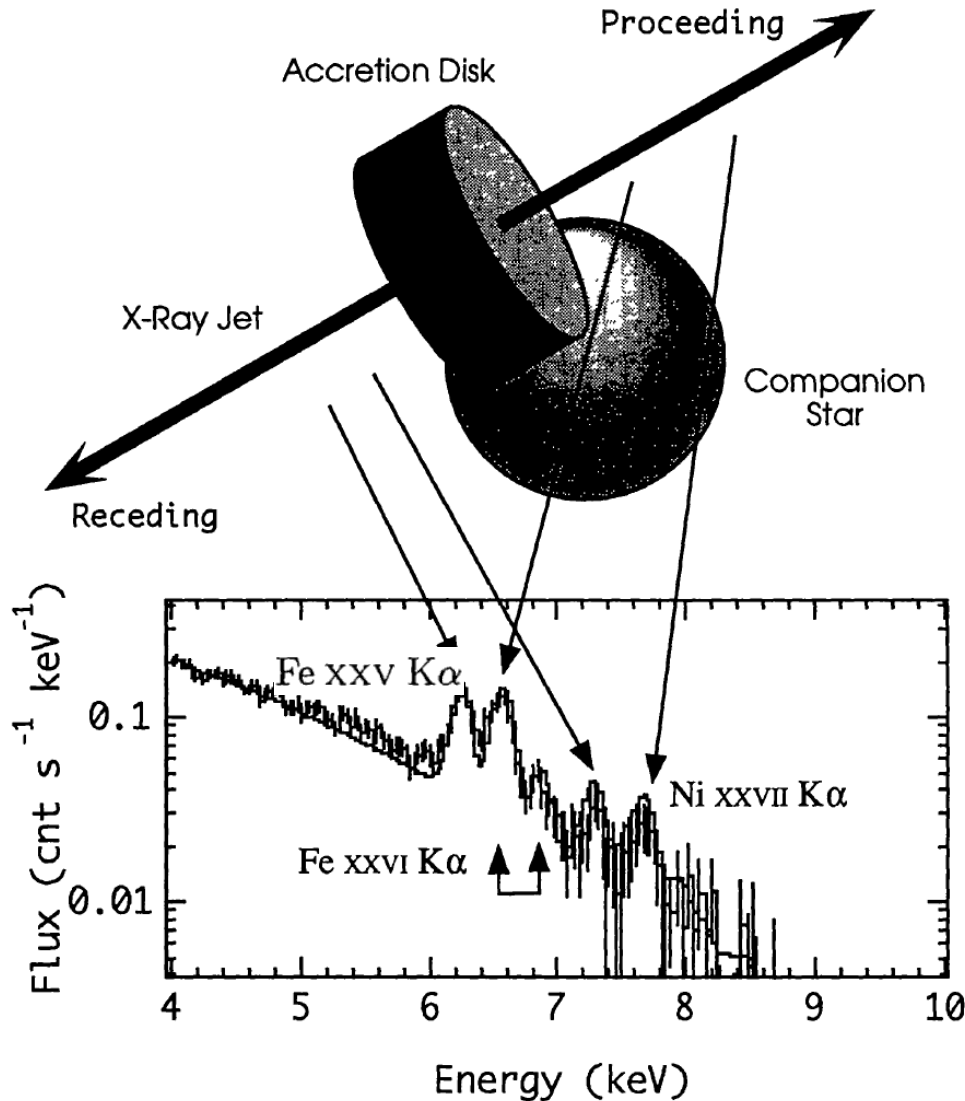
**Super-critically accreting neutron stars**

Bachetti et al. 2014; Israel et al. 2016, Fuerst et al. 2016

**Intermediate-mass ( $100-10^4 M_{\text{Sun}}$ ) black holes**

Kaaret et al. 2001, Miller et al. 2003

# Galactic super-accretor SS 433



**Powerful winds**  
 **$dM_w/dt \sim 400 M_{cr}$**

van den Heuvel et al. 1981,  
Fabrika 2004

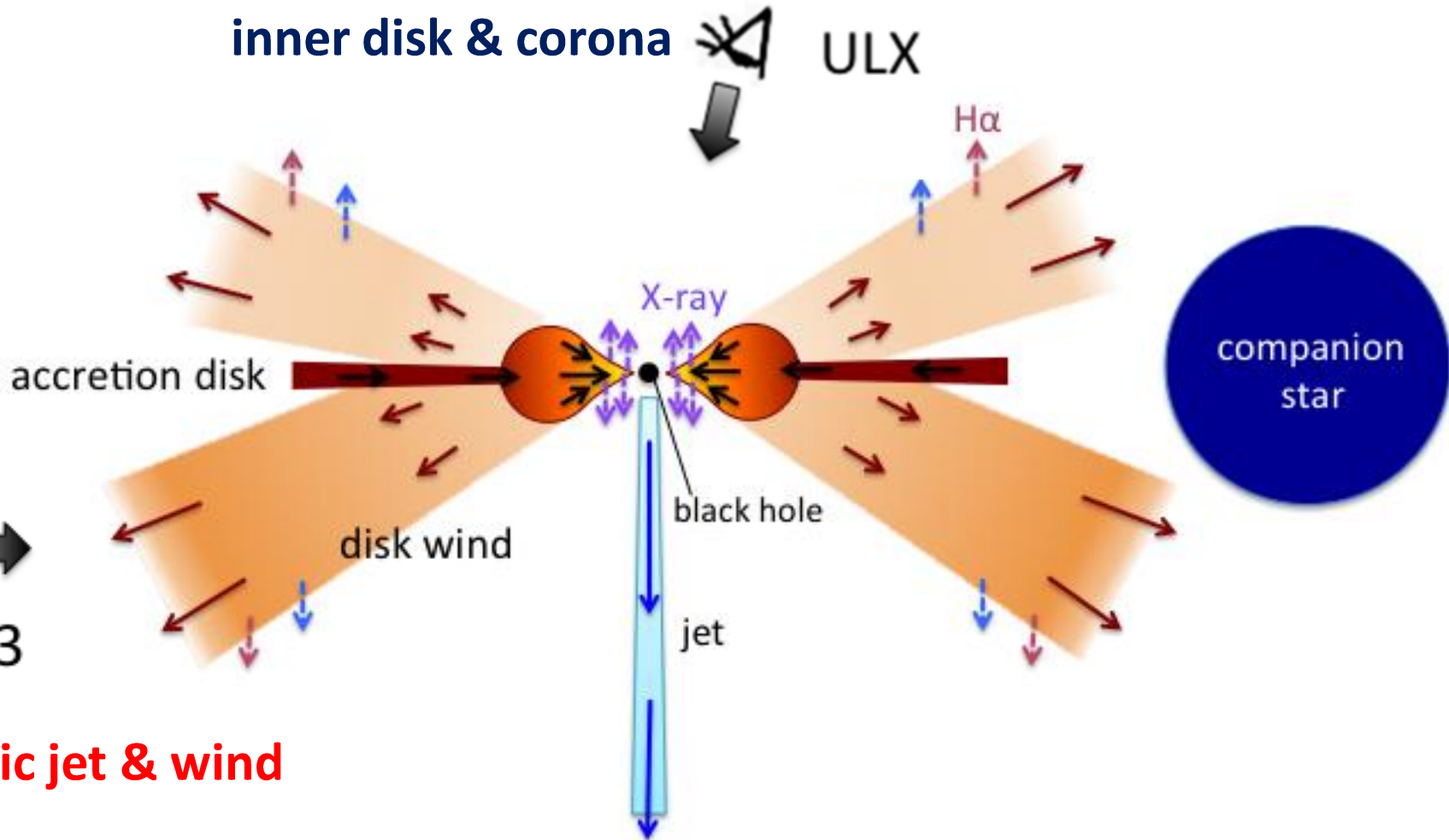
**X-ray emission from**  
**baryonic jets**

**$L_x \sim 10^{36}$  erg/s**

**$L_k \sim 10^{39}$  erg/s**

Kotani et al. 1997,  
Marshall et al. 2002,  
Medvedev & Fabrika 2010,  
Khabibullin et al. 2016

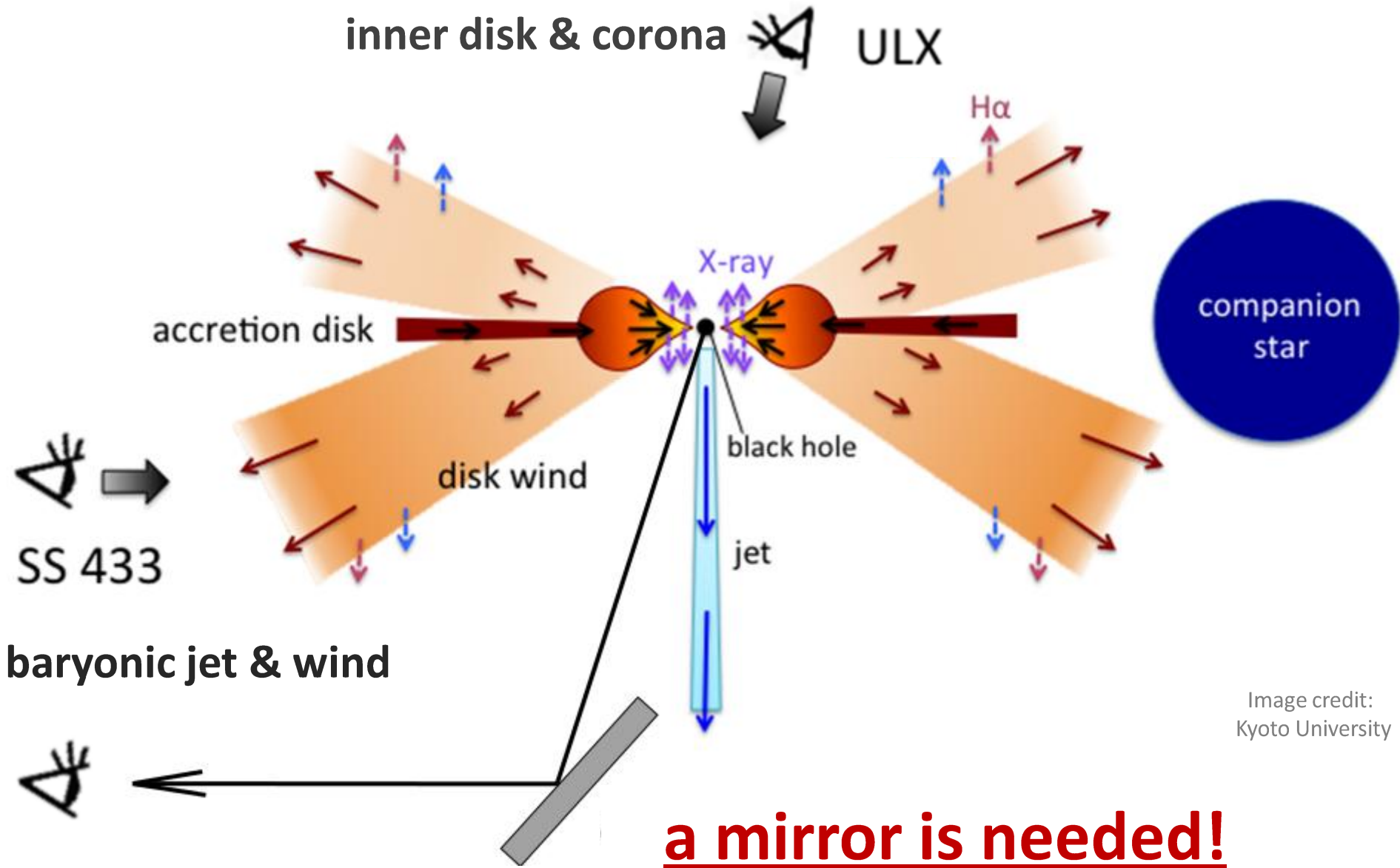
# Are ULXs on-axis SS 433s?



**baryonic jet & wind**

**Is SS 433 an off-axis ULX?**

# Is SS 433 a misaligned ULX ?



# What if we have no mirror?

Holmes was sitting with his back to me,  
and I had given him no sign of my occupation.

"How did you know what I was doing?  
I believe you have eyes in the back of your head."

"I have, at least, a well-polished,  
silver-plated coffee-pot in front of me."



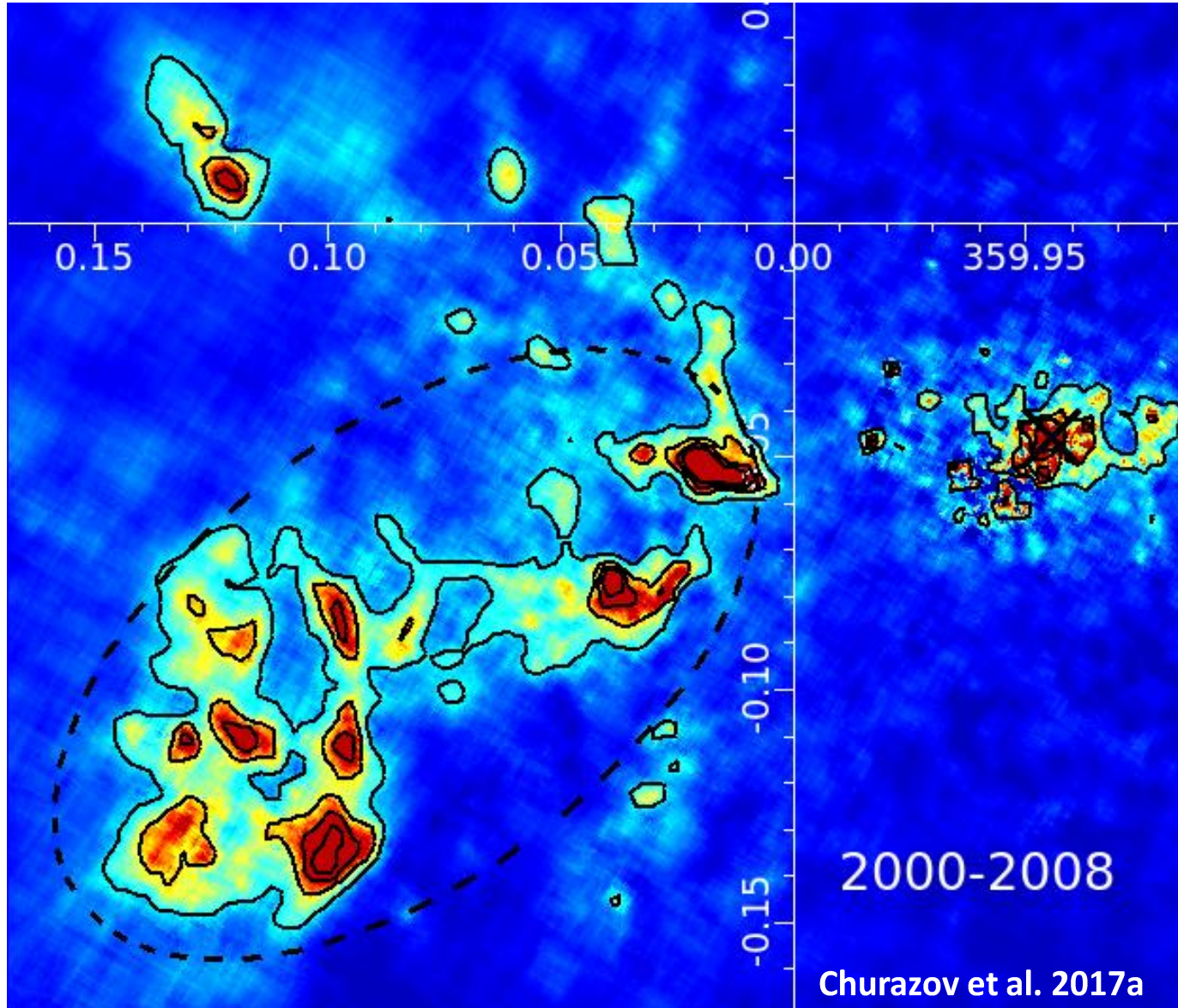
We have atomic and molecular gas!



NASA and ESA • *Hubble Space Telescope* • WFC3/UVIS • STScI-PRC15-01b

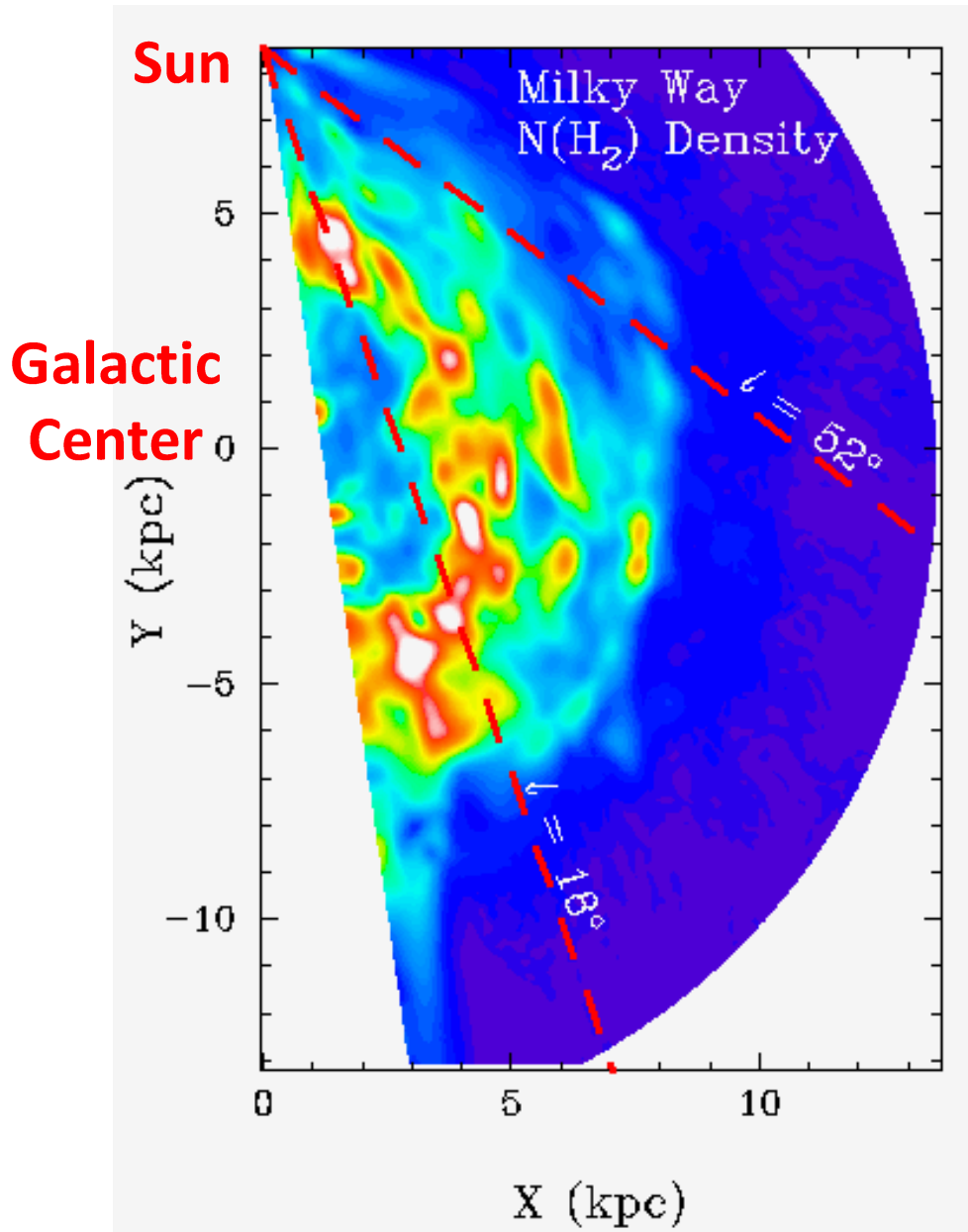


# Sgr A\* X-ray echoes





# Molecular gas density



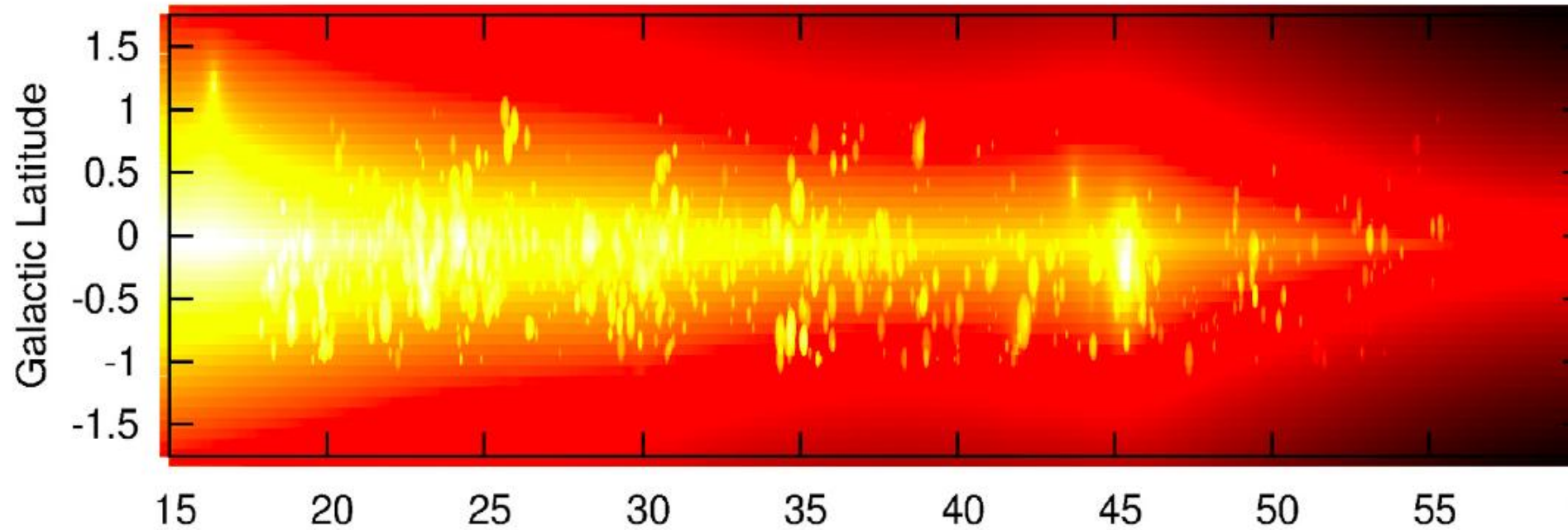
## **BU-FCRAO Galactic Ring Survey**

**high-sensitivity  
46''-resolution  
molecular gas density  
maps based on  
13CO emission  
and HI self-absorption**

Jackson et al. 2006,  
Roman-Duval et al. 2010

# Reflection in the Galactic plane

Molaro, Khatri & Sunyaev 2014

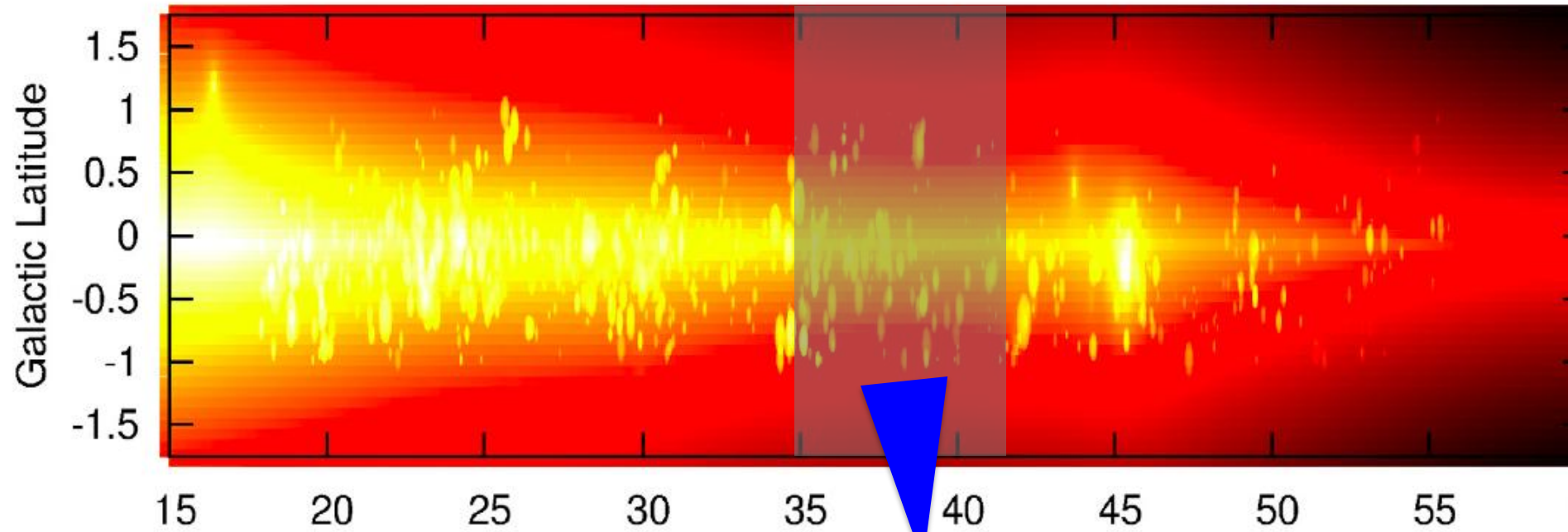


Reflection from the population of Galactic X-ray binaries

**Radiation isotropy was a crucial assumption**

# Reflection in the Galactic plane

Molaro, Khatri & Sunyaev 2014



Isotropy assumption



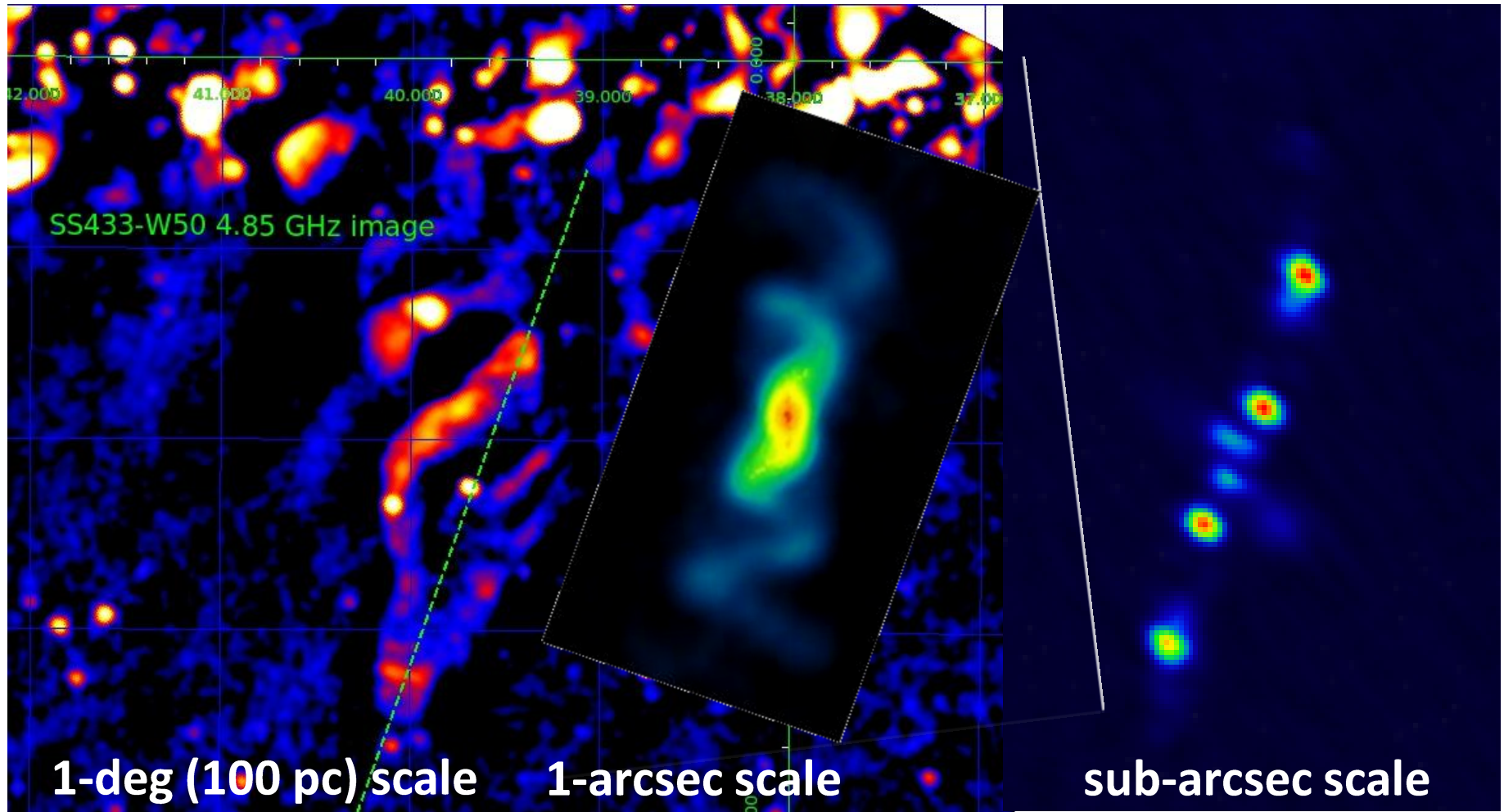
SS 433

$l=39.69^\circ, b=-2.24^\circ$

**Potential reflection signal from SS 433 is missed**

# Galactic super-accretor SS 433

Credit: Blundell & Bowler

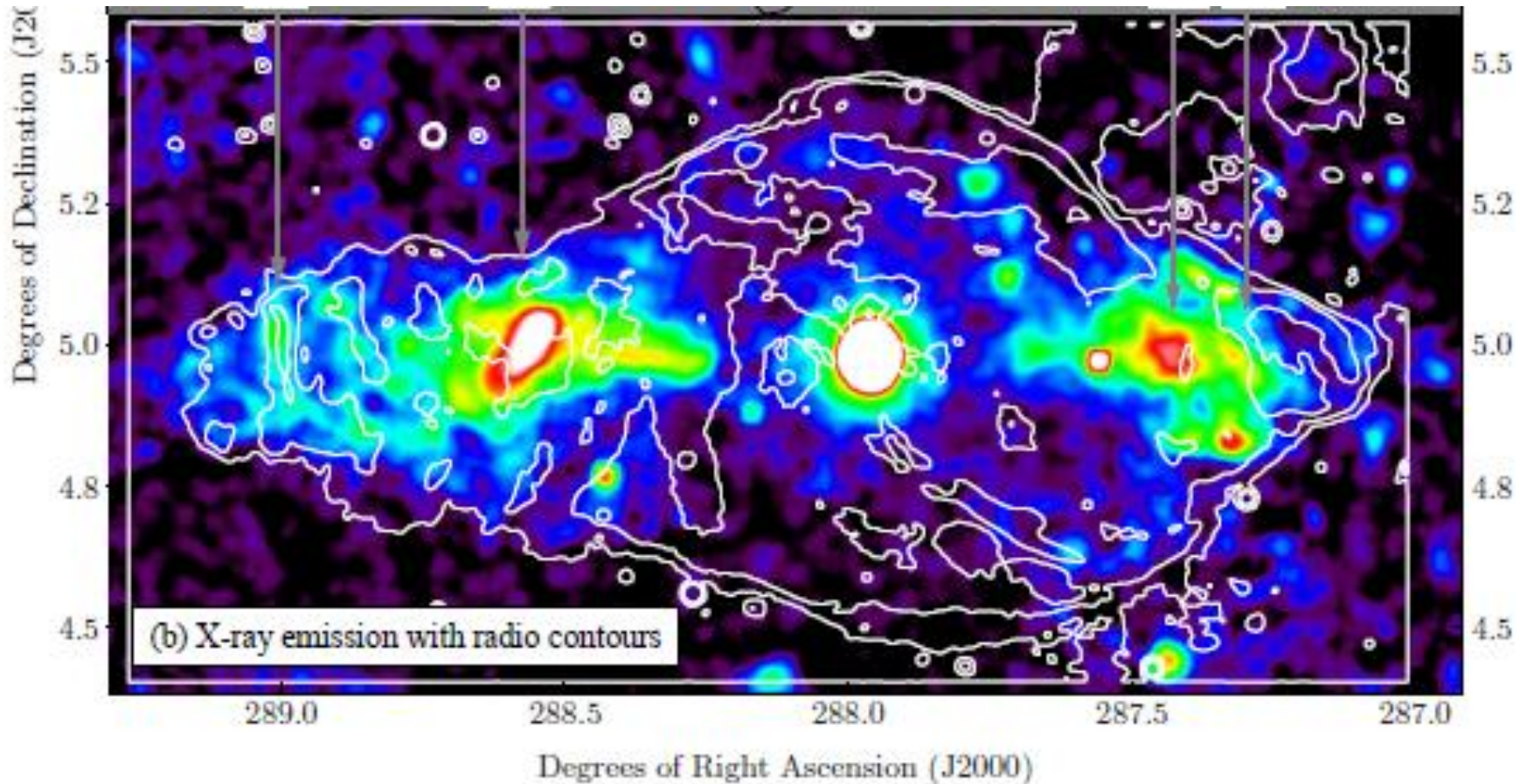


**3D direction of the jets is known with high accuracy**



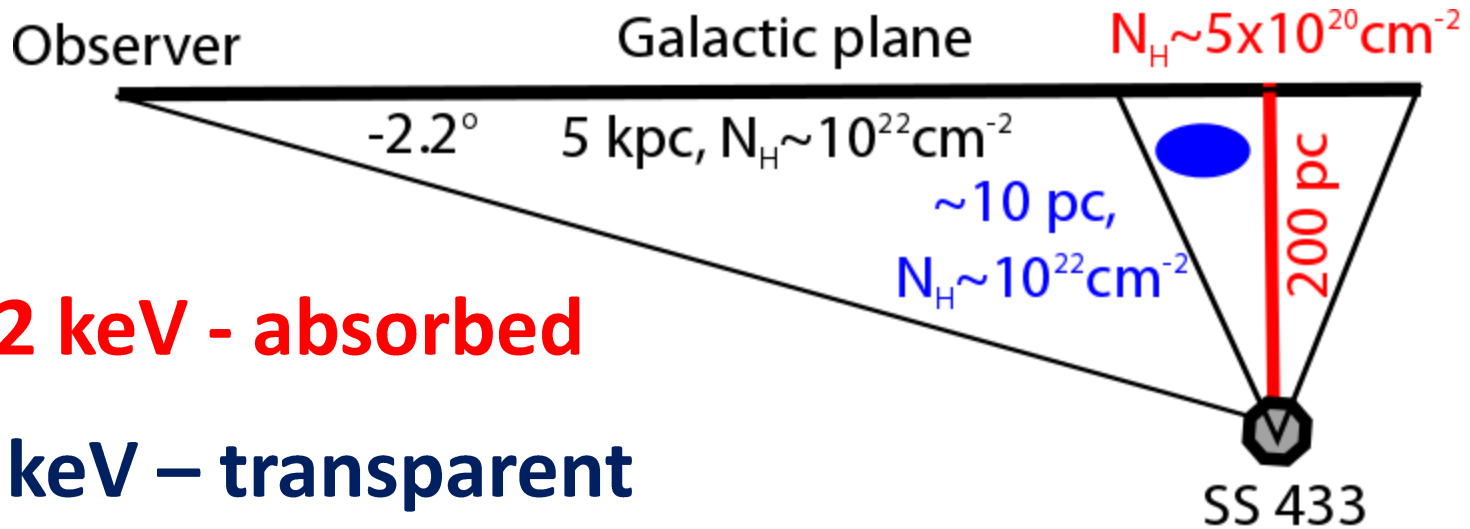
# Galactic super-accretor SS 433

Goodall et al



**W50 provides an activity record for hundreds of years**

# Reflection in the Galactic plane



**$E < 2 \text{ keV}$  - absorbed**

**$E > 4 \text{ keV}$  – transparent  
– optically thin regime**

$$\xi = \frac{L_{>4}}{nR^2} \sim \frac{1}{400} \frac{L_{39}}{nR_{200}^2} \ll 1 \text{ – 'linear' regime}$$

**Purely geometrical problem**

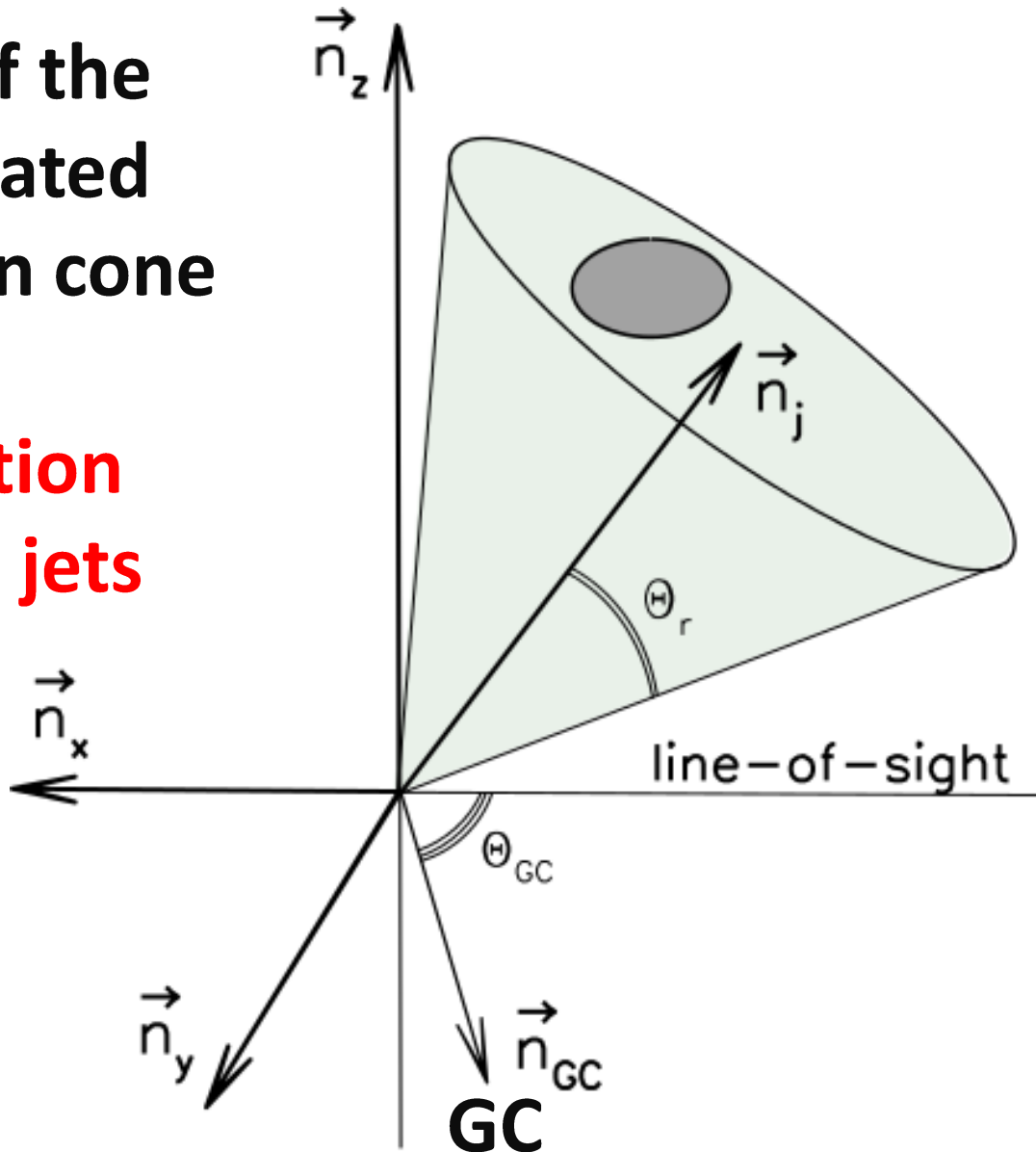
# Geometry of the problem

Axis of the  
collimated  
radiation cone

=

direction  
of the jets

Observer

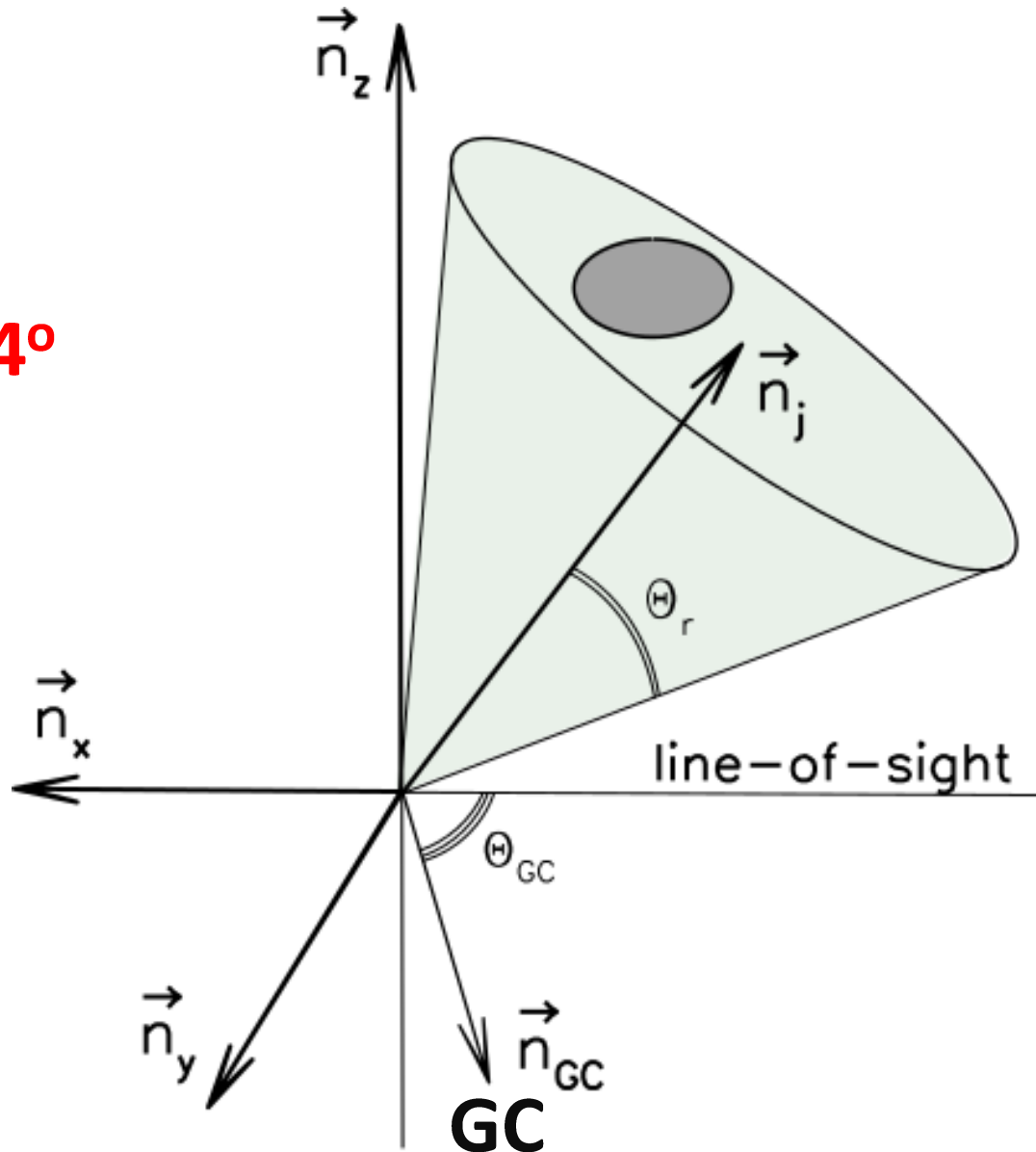


# Geometry of the problem

$$i=78^\circ$$

$$\Theta_r < 54^\circ$$

Observer





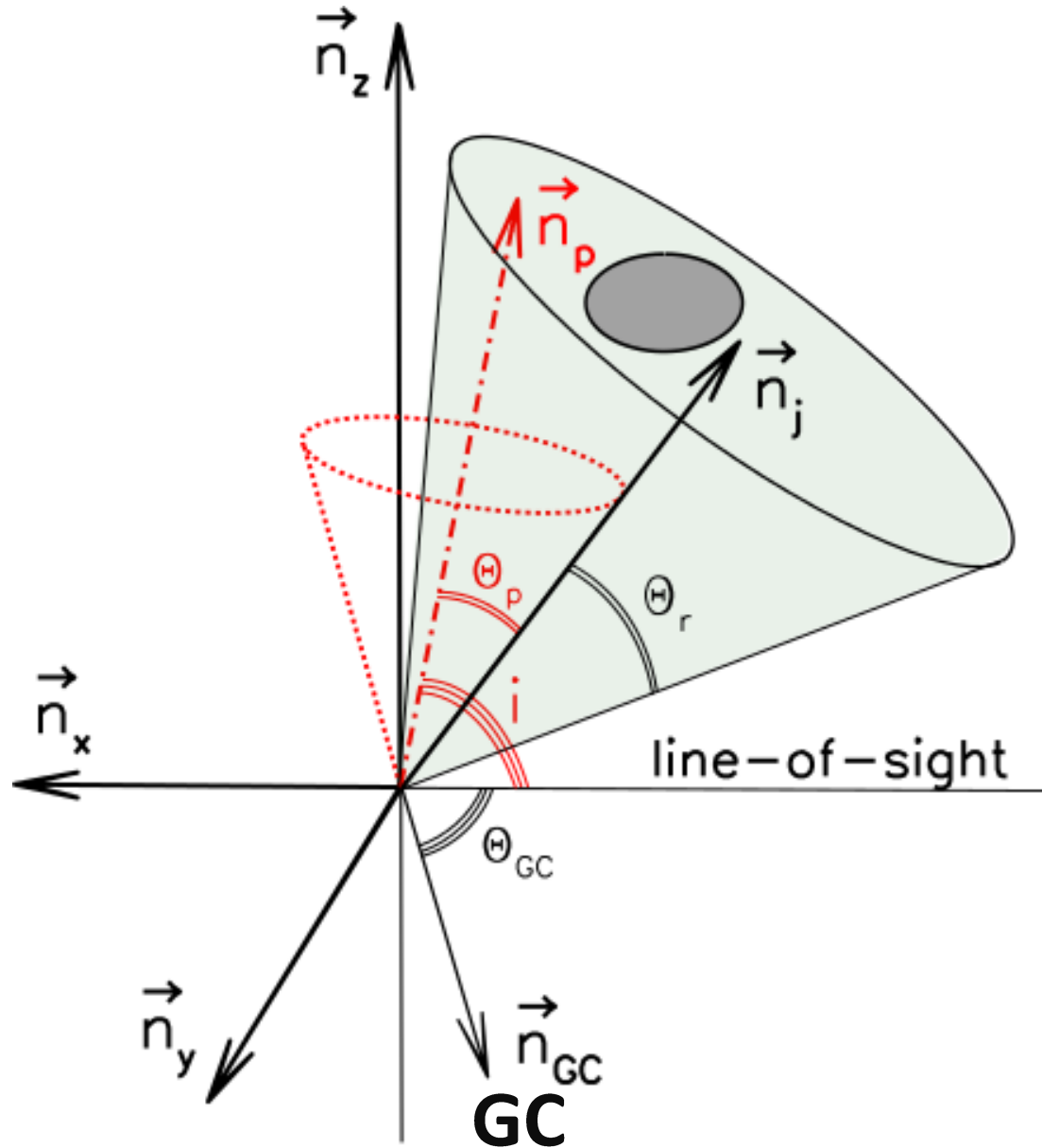
# Precession of the radiation cone

$\Theta_p < 21^\circ$

$P_p = 162$  days

$z_p = 0.14$  pc

Observer



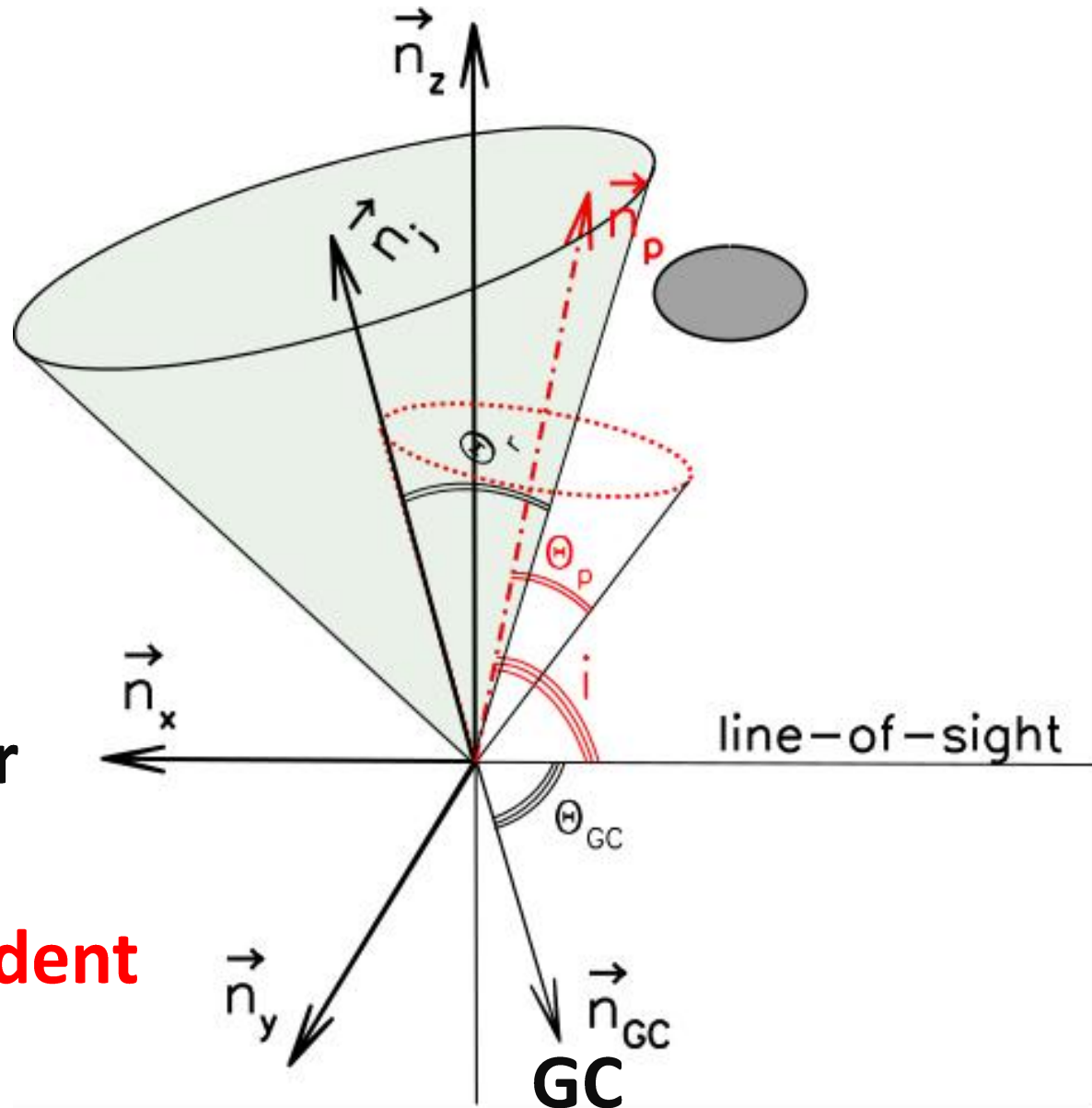
# Precession of the radiation cone

$\Theta_p < 21^\circ$

$P_p = 162$  days

$z_p = 0.14$  pc

Observer

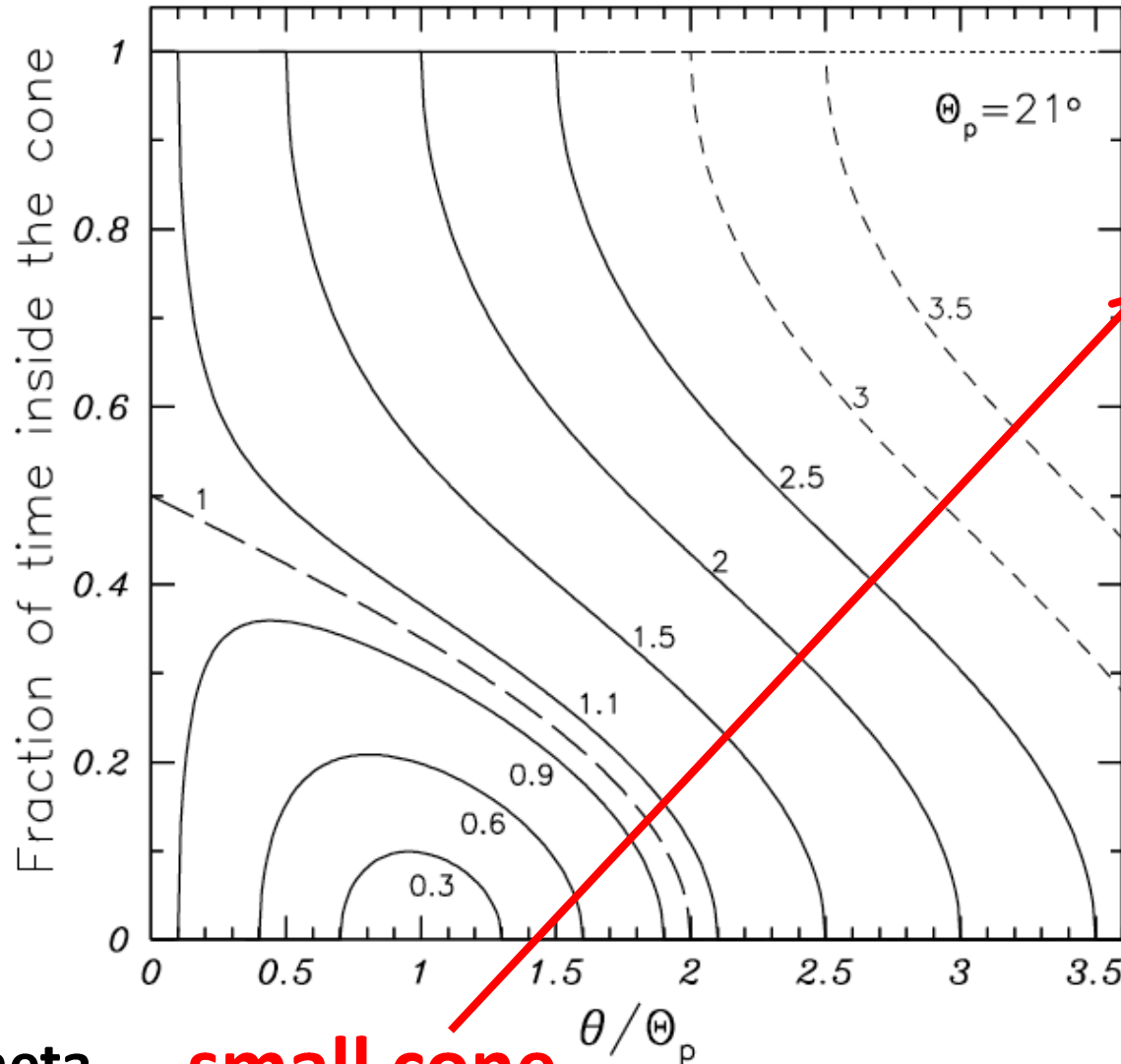


Time(space)-dependent  
illumination

# Duty-cycle of the illumination

Angle relative to the precession axis, deg

0 10.5 21 31.5 42 52.5 63 73.5



**large cone**

**$\theta_r > \theta_p$**

**$\theta_r < \theta_p$**

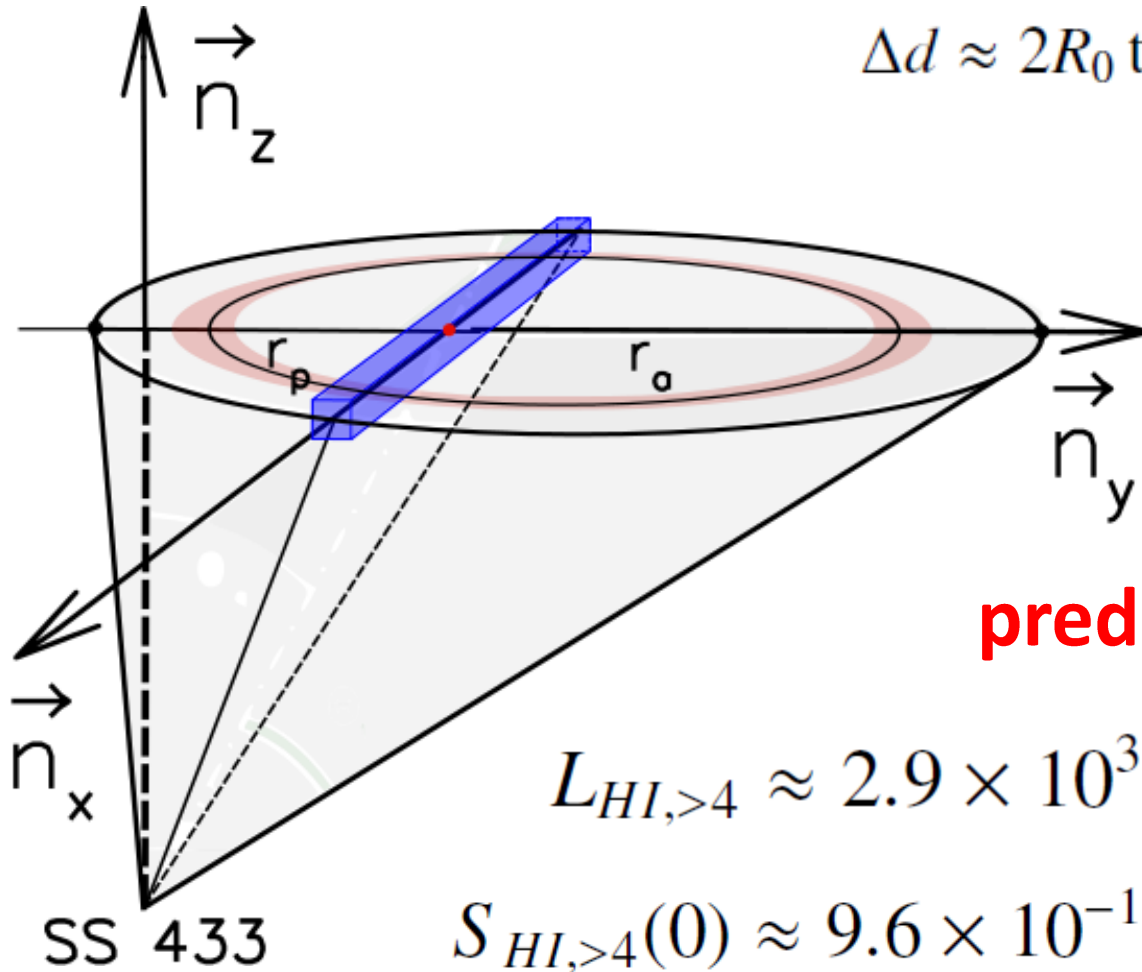
**small cone**

# Reflection from uniform medium

**Illuminated column:**

$$\Delta d \approx 2R_0 \tan \Delta\Theta \approx 170 \frac{\tan \Delta\Theta}{\tan \Theta_p} \text{ pc}$$

$$k = \frac{\tan \Delta\Theta}{\tan \Theta_p}$$



**predicted signal for HI:**

$$L_{HI,>4} \approx 2.9 \times 10^{33} k L_{39} d_5 \text{ erg/s/deg}^2.$$

$$S_{HI,>4}(0) \approx 9.6 \times 10^{-13} k \frac{L_{39}}{d_5} \text{ erg/s/cm}^2/\text{deg}^2$$



# Reflection from atomic gas

## Dependence on the Galactic latitude:

$$S_{HI,>4}(b) = \frac{\exp(-|b|/b_d)}{|b/b_{SS433} - 1|} S_{HI,>4}(0),$$

### Averaged signal:

$$\langle S_{HI,>4}(\Delta b) \rangle = S_{HI,>4}(0) (1 - \exp^{-\Delta b/b_d}) \frac{b_d}{\Delta b}$$

$$\langle S_{HI,>4} \rangle_{0.5} \approx 0.6 S_{HI,>4}(0) \approx$$

$$\approx 5.8 \times 10^{-13} k \frac{L_{39}}{d_5} \text{ erg/s/cm}^2/\text{deg}^2$$

# Reflection from molecular clouds

$$f_{H_2, >4} = 3.5 \times 10^{-13} \frac{L_{39}}{d_5^2 R_{200}^2} M_4 \text{ erg/s/cm}^2$$

$$S_{H_2, >4} = \frac{f_{H_2, >4}}{\pi \delta l \delta b} \approx 1.1 \times 10^{-13} \frac{L_{39}}{d_5^2 R_{200}^2} \frac{M_4}{\delta l \delta b} \text{ erg/s/cm}^2/\text{deg}^2$$

- 1) Distance to the reflector is uncertain**
- 2) Correction for the duty-cycle needed!**

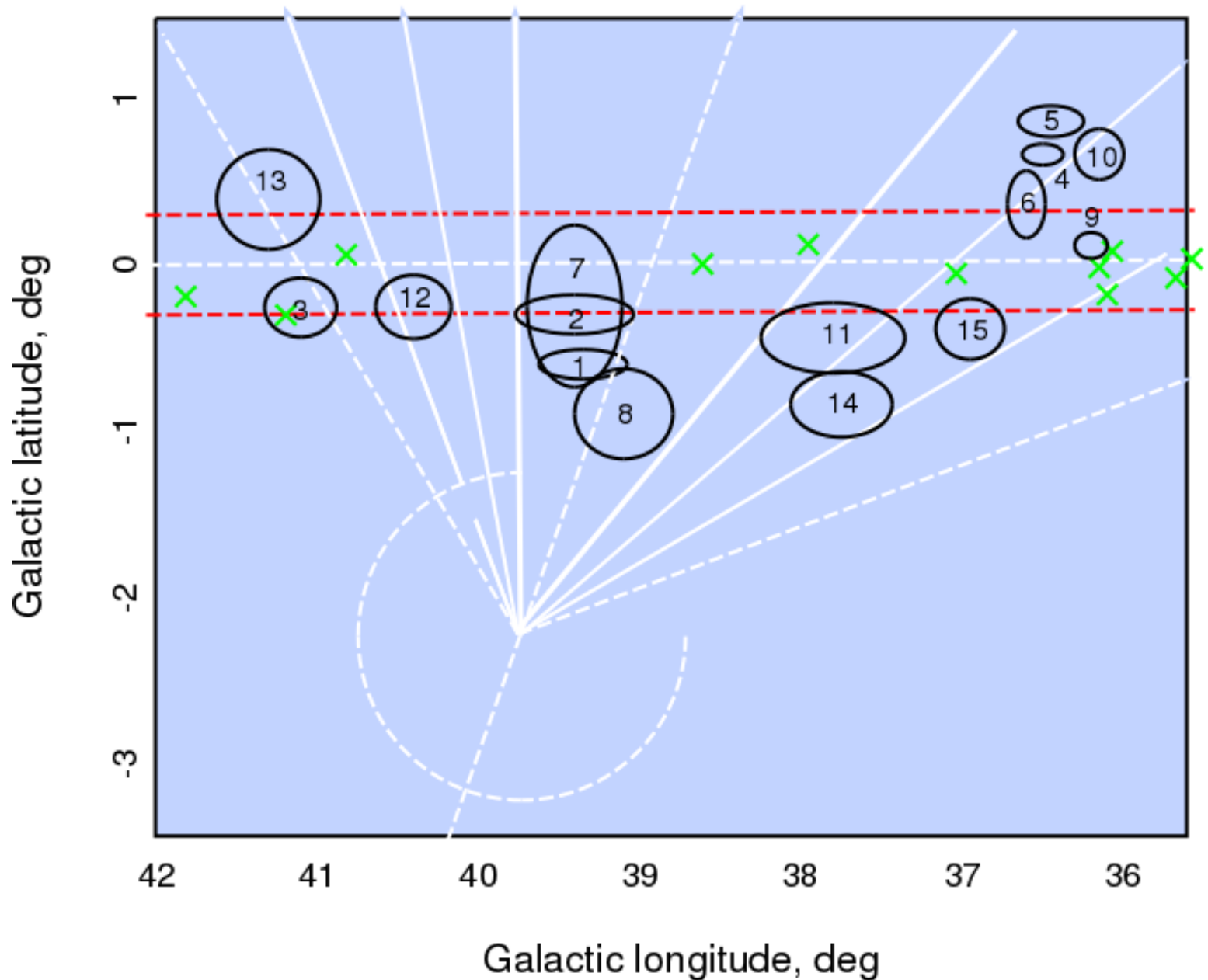
# Candidates for the illumination

	GRS name	l deg	$\delta$ l deg	b deg	$\delta$ b deg	$V_{LSR}$ km/s	$\delta V_{LSR}$ km/s	$d_{MC}$ kpc	$\Delta d_{MC}$ kpc
1	G039.29-00.61	39.29	0.27	-0.61	0.09	64.5	3.5	4.4	0.2
2	★G039.34-00.31	39.34	0.36	-0.31	0.12	65.8	2.9	4.55	0.2
3	★G041.04-00.26	41.04	0.22	-0.26	0.18	65.8	5.2	4.7	0.4
4	G036.44+00.64	36.44	0.12	0.64	0.065	71.8	3.5	4.8	0.2
5	G036.39+00.84	36.39	0.20	0.84	0.095	71.3	2.6	4.8	0.1
6	G036.54+00.34	36.54	0.12	0.34	0.20	71.8	2.3	4.85	0.1
7	★G039.34-00.26	39.34	0.29	-0.26	0.49	69.7	6.2	4.9	0.5
8	★G039.04-00.91	39.04	0.30	-0.91	0.28	71.8	5.2	5.1	0.4
9	G036.14+00.09	36.14	0.10	0.09	0.08	75.6	3.9	5.15	0.2
10	G036.09+00.64	36.09	0.15	0.64	0.15	76.5	4.1	5.2	0.3
11	G037.74-00.46	37.74	0.44	-0.46	0.21	74.8	4.3	5.25	0.3
12	★G040.34-00.26	40.34	0.23	-0.26	0.20	72.2	5.7	5.4	0.7
13	★G041.24+00.39	41.24	0.31	0.39	0.30	71.3	2.2	5.5	0.4
14	G037.69-00.86	37.69	0.31	-0.86	0.20	77.7	2.8	5.6	0.3
15	★G036.89-00.41	36.89	0.21	-0.41	0.18	79.8	3.5	5.7	0.3

**From the BU-FCRAO Galactic Ring Survey Catalogue**

Roman-Duval et al. 2010

# Candidates for the illumination



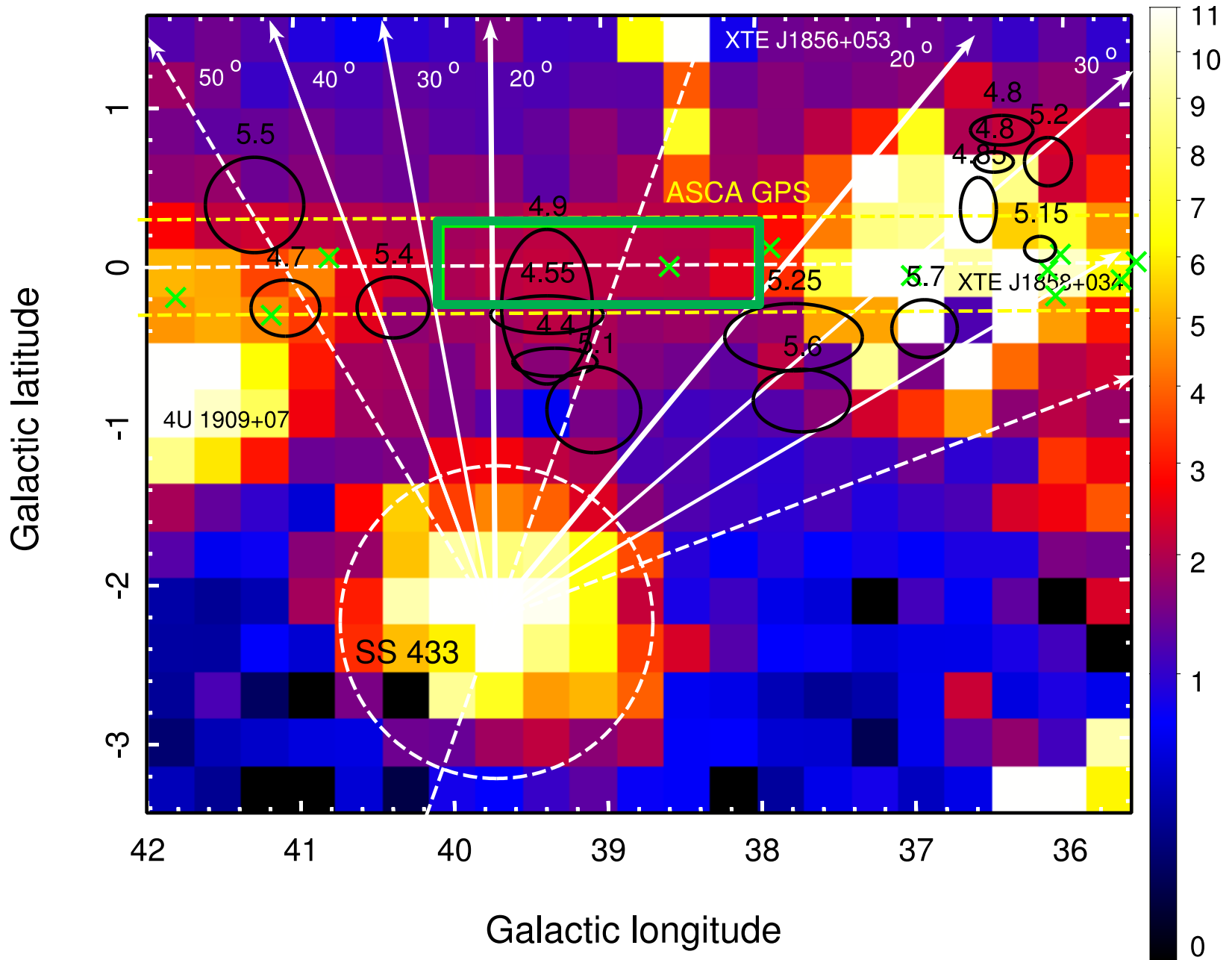


# Predicted signal

	GRS name	$R_{\min}$ 200 pc	r pc	$n_{\text{H}_2}$ $\text{cm}^{-3}$	Area $\text{deg}^2$	M $10^4 M_{\odot}$	$\delta M$ $10^4 M_{\odot}$	$S_{sc,200}/10^{-11}$ $\text{erg/s/cm}^2/\text{deg}^2$	$f_{sc,200}/10^{-11}$ $\text{erg/s/cm}^2$
1	G039.29-00.61	0.65	6.7	194.2	0.076	1.6	0.6	0.7	0.05
2	★G039.34-00.31	0.78	7.7	200.9	0.14	2.5	1.0	0.6	0.08
3	★G041.04-00.26	0.98	25.6	94.6	0.12	44.0	7.0	12.0	1.5
4	G036.44+00.64	1.82	6.7	436.2	0.026	3.6	1.0	4.6	0.1
5	G036.39+00.84	1.89	5.0	351.0	0.06	1.2	0.4	0.67	0.04
6	G036.54+00.34	1.73	1.6	338.6	0.074	0.041	0.01	0.02	0.001
7	★G039.34-00.26	0.86	9.0	173.0	0.45	3.4	1.0	0.24	0.1
8	★G039.04-00.91	0.66	8.2	194.8	0.26	2.9	1.0	0.37	0.1
9	G036.14+00.09	1.91	2.8	288.8	0.025	0.17	0.07	0.23	0.006
10	G036.09+00.64	2.09	9.8	214.1	0.073	5.4	2.0	2.5	0.2
11	G037.74-00.46	1.21	8.8	95.3	0.3	1.8	0.7	0.2	0.06
12	★G040.34-00.26	0.98	10.5	160.6	0.14	5.1	1.0	1.2	0.2
13	★G041.24+00.39	1.47	3.6	221.3	0.3	0.28	0.1	0.03	0.009
14	G037.69-00.86	1.19	5.6	195.5	0.19	0.95	0.4	0.17	0.03
15	★G036.89-00.41	1.67	16.0	110.2	0.12	12.0	4.0	3.3	0.4

**Predicted flux varies from  $10^{-14}$  to  $10^{-11}$  erg/s/cm<sup>2</sup>**

# Comparison with the data



# Reflection from the atomic gas

**RXTE:**  $S_{3-20} \approx 2.6 \times 10^{-11} \text{ erg/s/cm}^2/\text{deg}^2$

**ASCA:**  $S_{4-10} \approx 1.2 \times 10^{-11} \text{ erg/s/cm}^2/\text{deg}^2$

Sugizaki et al. 2001

## **Galactic Ridge:**

$$S_{3-20} \approx 2.2 \times 10^{-11} \text{ erg/s/cm}^2/\text{deg}^2$$

$$S_{4-10} \approx 1.1 \times 10^{-11} \text{ erg/s/cm}^2/\text{deg}^2$$

**with 20% systematic scatter allowed**

Revnivtsev et al. 2006

## **Upper limits:**

$$S_{4-10} \approx 4 \times 10^{-12} \text{ erg/s/cm}^2/\text{deg}^2$$

# Constraints

**Gamma=2,  
E<sub>c</sub>=5 keV:**

$$L_{2-10} < 1.4 \times 10^{40} \frac{d_5}{k} \text{ erg/s}$$

**Apparent luminosity:**

**Narrow cone:**  $L_{2-10} < 2.8 \times 10^{40} d_5 \left( \frac{\Theta_p}{\Theta_r} \right)^2 \text{ erg/s}$

**Wide cone:**  $L_{2-10} < 5.5 \times 10^{39} d_5 (\tan \Theta_r)^{-1} \text{ erg/s}$

**Angular-integrated luminosity:**

**Narrow cone:**  $L_{c,2-10} \approx 0.5 \Theta_r^2 L_{2-10} < 1.8 \times 10^{39} d_5 \text{ erg/s}$

**Wide cone:**  $L_{c,2-10} < 1.65 \times 10^{39} d_5 [1 + 0.4(\Theta_r - \pi/4)] \text{ erg/s}$

# What does this all mean?

**SS 433 is unlikely an archetypal bright ULX**

(like NGC 1313 X-1, Ho IX X-1 or NGC 5048 X-1)

**unless it is highly beamed**

with  $\Theta_r \ll \Theta_p$

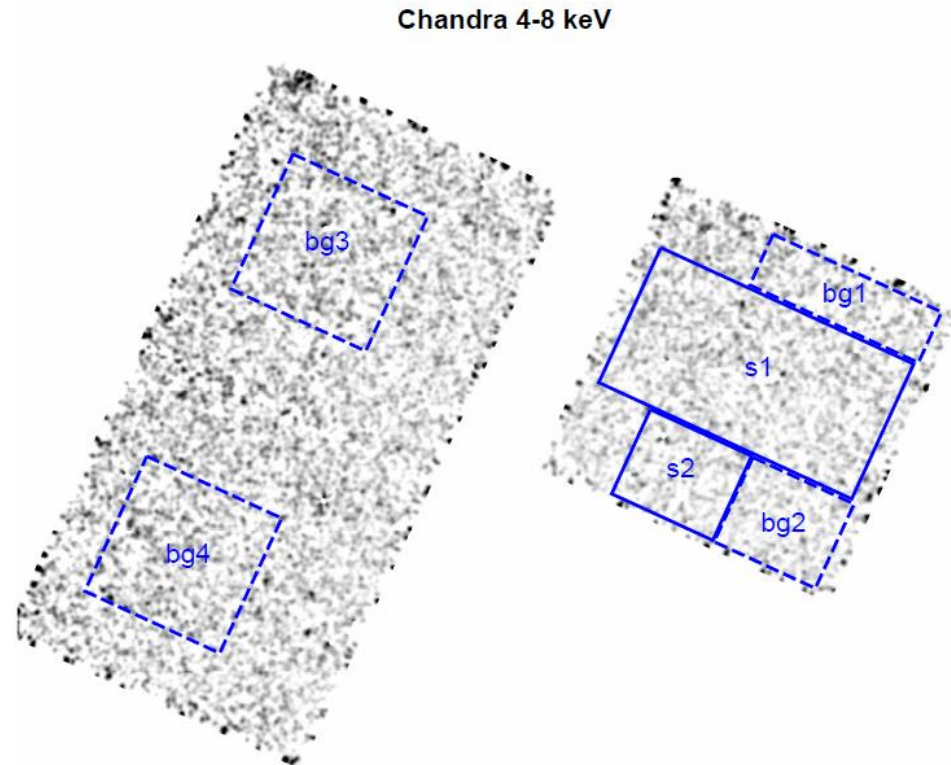
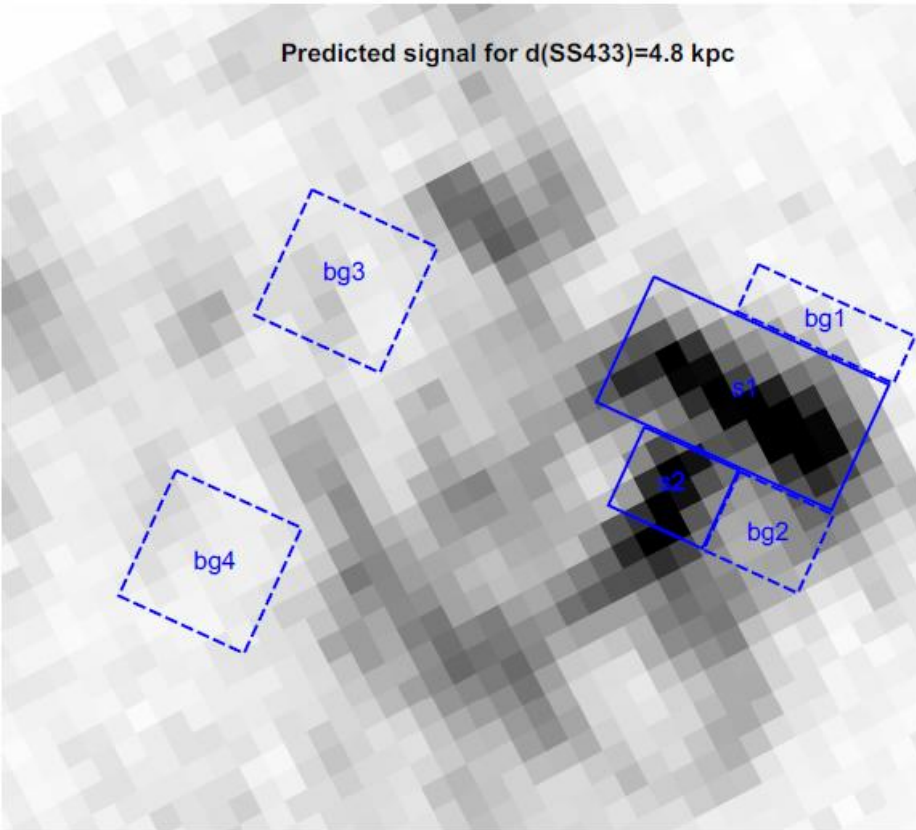
**The total** (angular-integrated) 2-10 keV  
**luminosity** does not exceed  $2 \times 10^{39}$  erg/s

With a complete X-ray survey of the  
candidate molecular clouds, significantly  
tighter constraints can be obtained

**unless SS 433 is actually a ULS**



# Constraints from molecular clouds



**Work in progress with  
Chandra and XMM-Newton**

**The End**

# Duty-cycle of the illumination

$$\xi_{\Theta_p, \Theta_r}(\theta) = \frac{\cos \Theta_r - \cos \theta \cos \Theta_p}{\sin \theta \sin \Theta_p}.$$

$$F(\theta) = \frac{1}{\pi} \cos^{-1} \left[ \xi_{\Theta_p, \Theta_r}(\theta) \right], \quad \text{if } |\xi_{\Theta_p, \Theta_r}(\theta)| \leq 1,$$

$$F(\theta) = 1, \quad \text{if } \xi_{\Theta_p, \Theta_r}(\theta) \leq -1 \text{ and}$$

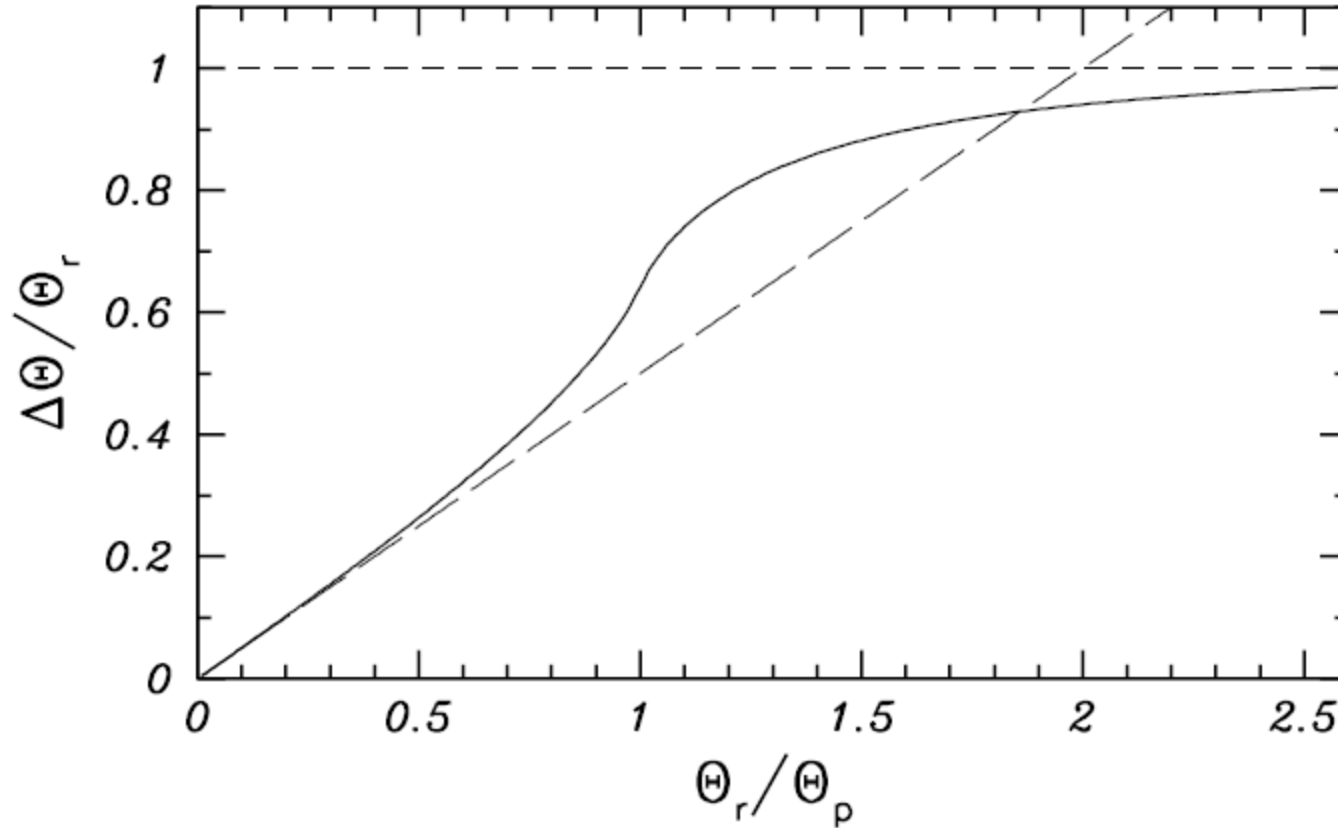
$$F(\theta) = 0, \quad \text{if } \xi_{\Theta_p, \Theta_r}(\theta) \geq 1,$$

**Small angles:**  $\eta = \Theta_r / \Theta_p$

$$\xi_{\Theta_p, \Theta_r}(\theta) \approx \xi_{\eta}(\theta) = \frac{1 - \eta^2 + (\theta / \Theta_p)^2}{2(\theta / \Theta_p)}$$

# Illumination grasp

$$\Delta\Theta = \int_0^{\pi/2} F(\theta)d\theta.$$



**Small cone:**  $\Delta\Theta/\Theta_r = 0.5\eta$

# Candidates for the illumination

