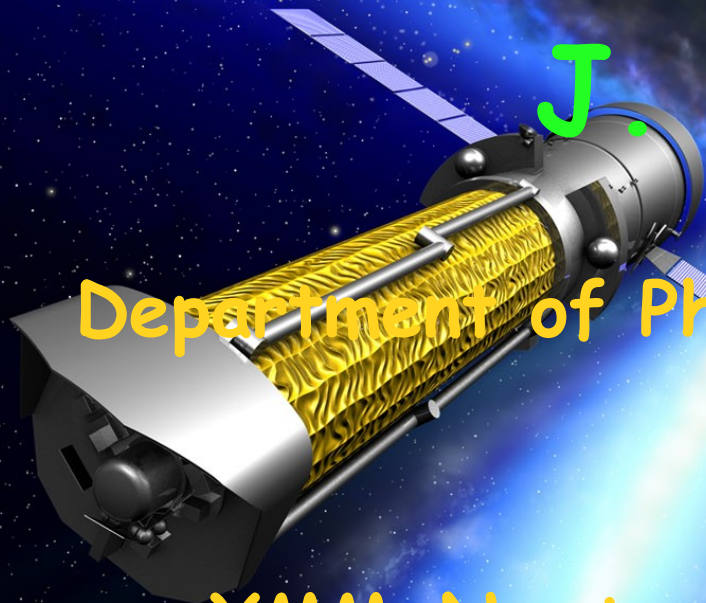


Bulk motion measurements in clusters of galaxies with ATHENA

J. Nevalainen

Department of Physics, University of Helsinki,
Finland

XMM-Newton 2012 Science Workshop
May 21-23, 2012

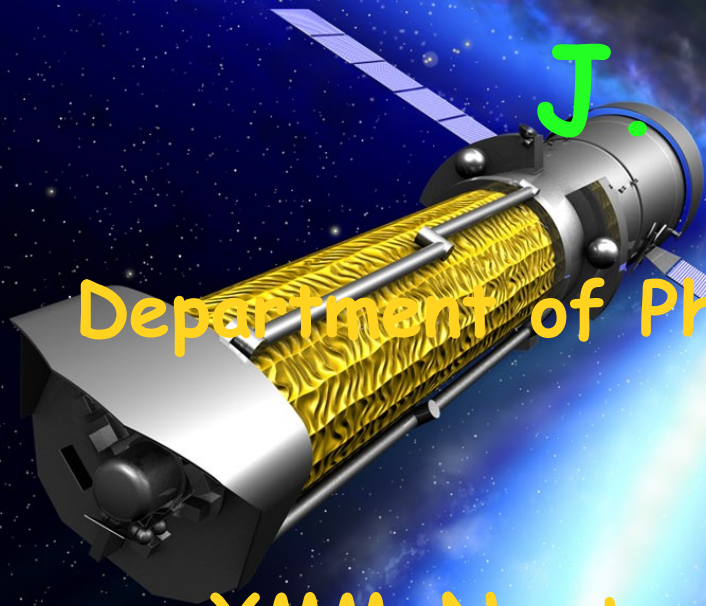


Bulk motion measurements in clusters of galaxies with ATHENA-like mission

J. Nevalainen

Department of Physics, University of Helsinki,
Finland

XMM-Newton 2012 Science Workshop
May 21-23, 2012




1) ATHENA

- ★ ATHENA (Advanced Telescope for High ENergy Astrophysics), (ex-XEUS, ex-IXO) was one of three L-class (large) missions being considered by European Space Agency in the Cosmic Vision 2015-2025 plan.
- ★ In May 2012 the Jupiter mission Jupiter Icy Moons Explorer (JUICE), (formerly Laplace) was chosen
- ★ The technology development of ATHENA will continue
- ★ I will present here some expected bulk motion measurements of clusters of galaxies with a future satellite approximating the capabilities of ATHENA
- ★ The instrument responses used are from the ATHENA Yellow Book

Athena

**The extremes of the Universe:
from black holes to large-scale structure**

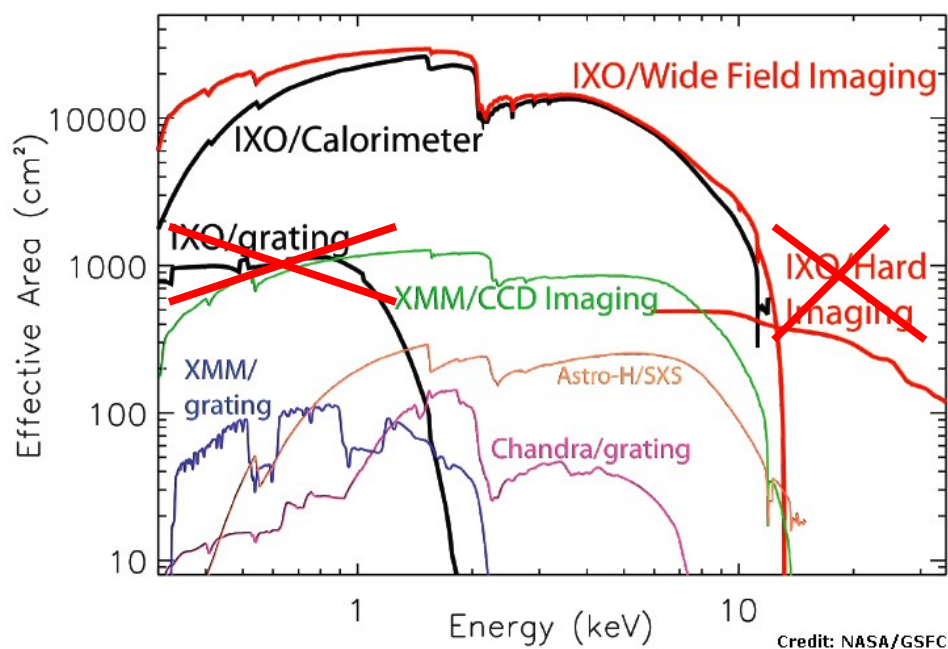


Assessment Study Report

Focal instruments

- ★ Wide Field Imager
- ★ $dE = 150 \text{ eV @6 keV}$
- ★ FOV: $25 \times 25 \text{ arcmin}$

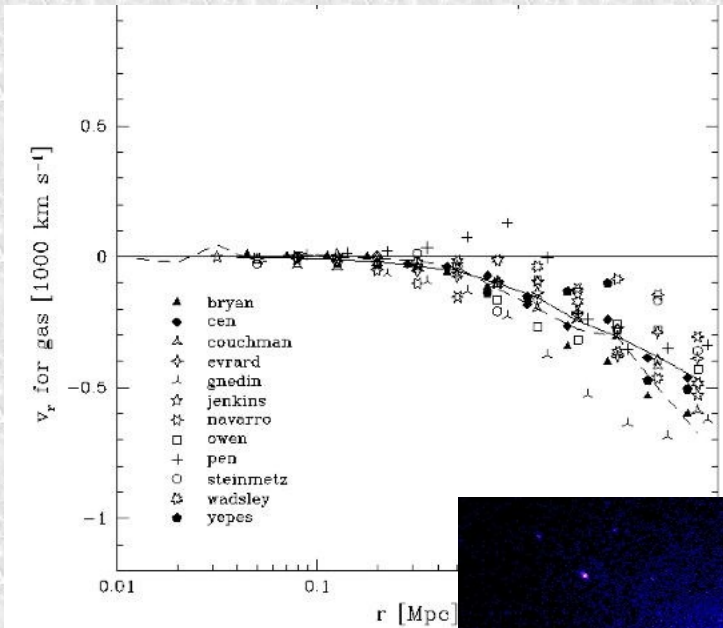
- ★ X-ray Microcalorimeter spectrometer XMS
- ★ $dE = 3 \text{ eV @6 keV}$
- ★ Similar energy resolution as in current Chandra and XMM high resolution spectrometers, but $\sim 100\text{-}1000$ times the effective area at 0.5 keV
- ★ Extends to 10 keV (Fe XXV $K\alpha$!)
- ★ FOV: $2 \times 2 \text{ arcmin}$, spatial resolution $10''$
- ★ Spatially resolved high spectral resolution X-ray spectroscopy



2) Bulk motions in clusters of galaxies

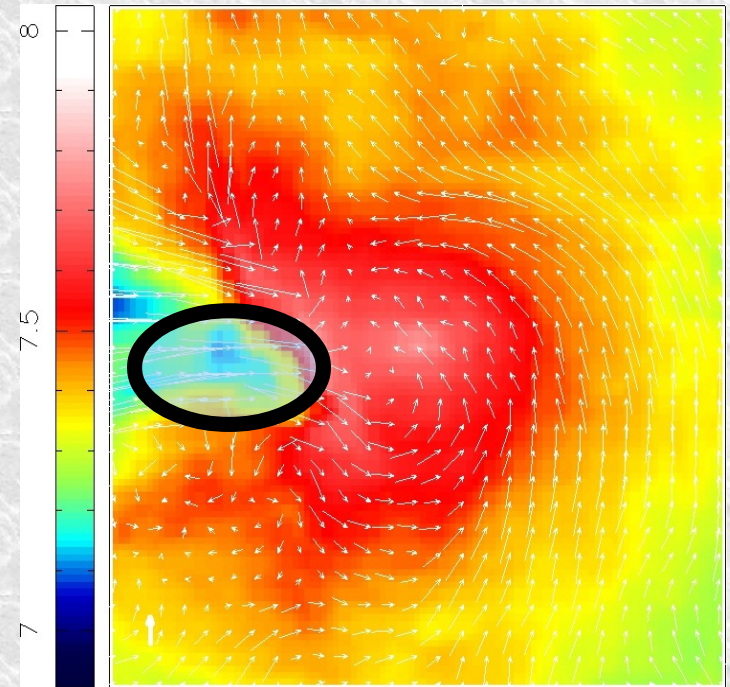

ACCRETION FLOWS $\sim 1000 \text{ km s}^{-1}$

Frenk et al., 1999, ApJ, 525, 554



MINOR MERGERS $\sim 1000 \text{ km s}^{-1}$

Nagai et al., 2003, ApJ, 587, 524



RESIDUAL $\sim 100 \text{ km s}^{-1}$

MAJOR MERGERS several 1000 km s^{-1}

Markevitch et al., 2002, ApJ, 567, L27

Doppler shift

- ★ Mergers happen in all directions
- ★ Most sharp shock features are hidden due to projection
- ★ Most of the lines-of-sight towards merging subunits contain a significant radial velocity component
- ★ This can potentially be measured with the doppler shift of the X-ray emission lines

Doppler shift

- ★ LOS velocity of $100 - 1000 \text{ km s}^{-1}$ means 2-20 eV shift in the emission line centroid energy at 6 keV (Fe XXV and XXVI $K\alpha$ line)
- ★ The currently most powerful X-ray instruments at 6 keV (XMM-Newton/EPIC, Chandra/ACIS and SUZAKU/XIS CCDs) have relatively low energy resolution $\sim 100 \text{ eV}$
- ★ Gaussian centroid can still be determined better than within 100 eV, depending on the gain calibration accuracy
- ★ EPIC/MOS gain accuracy $\sim 5 \text{ eV} = 250 \text{ km s}^{-1}$
- ★ Relative motions can be measured to better accuracy

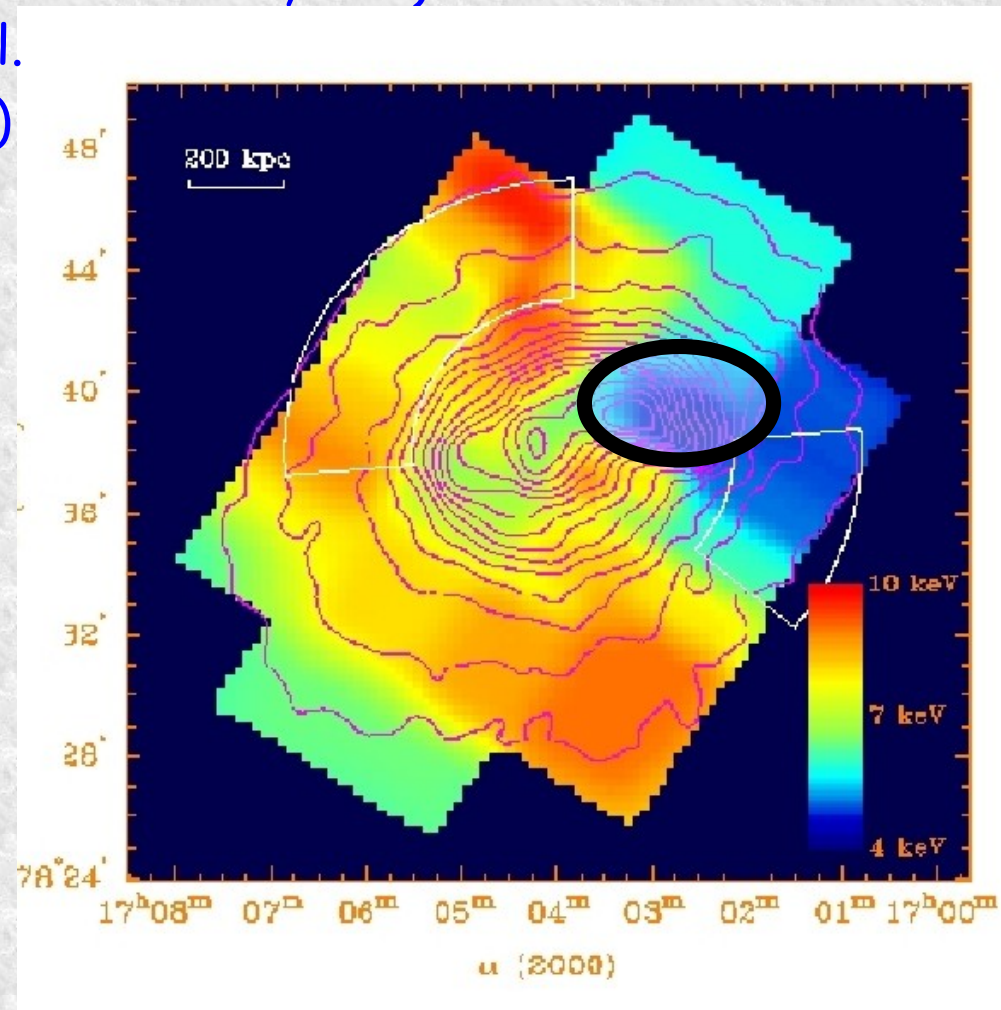
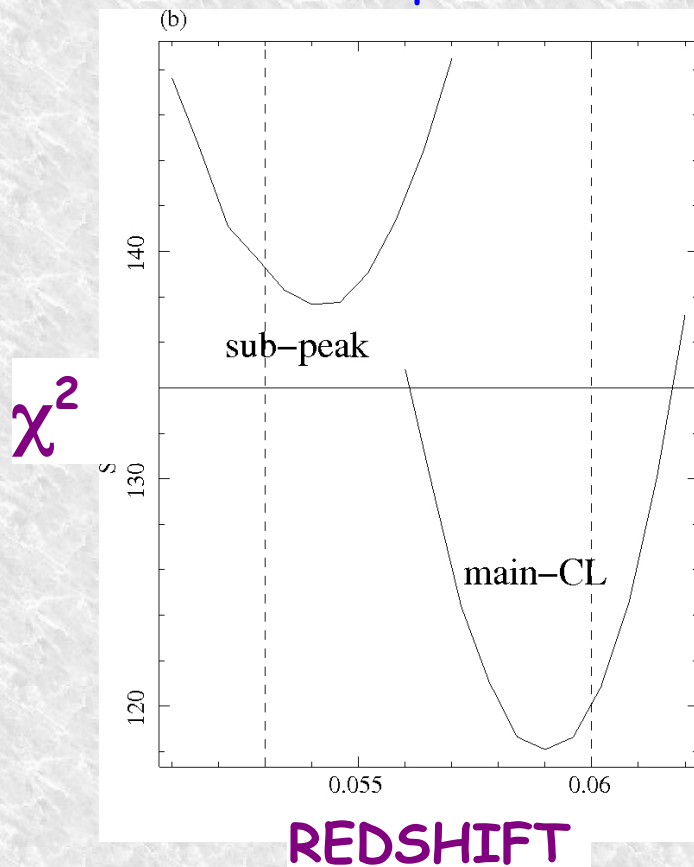
Observational constraints

- ★ Suzaku has been used to place upper limits for the bulk motion velocities at $\sim 1000 \text{ km s}^{-1}$ level in several clusters:
 - ◆ A2319 (Sugawara et al., 2009, PASJ, 61, 1293)
 - ◆ Centaurus (Ota et al., PASJ, 59, 351)
 - ◆ AWM7 (Sato et al., 2008, PASJ, 60, 333)

Nearby minor merger A2256

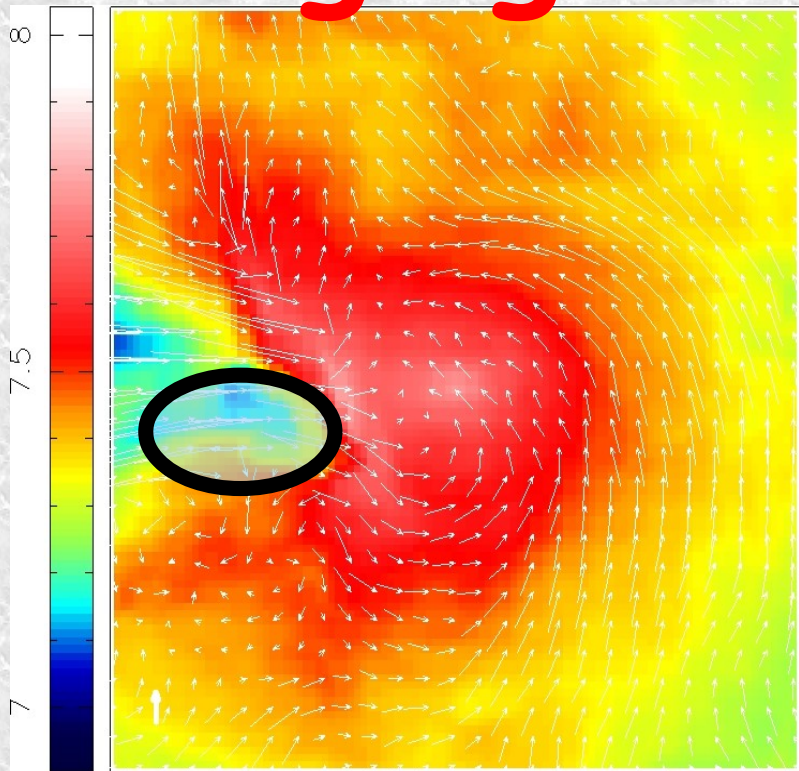
- ★ First significant detection in A2256: Suzaku radial velocity difference btw. main cluster and secondary peak of $1500 \pm 300 \pm 300 \text{ km s}^{-1}$ (Tamura et al. 2011, PASJ in press, arXiv:1104.2667)

- ★ Chandra T map shows the colder subclump (Sun et al., 2002, ApJ 565, 867)



**How could ATHENA-like
mission improve the
situation?**

Can ATHENA make a breakthrough by mapping the velocity field in the merging subclumps in nearby minor mergers?

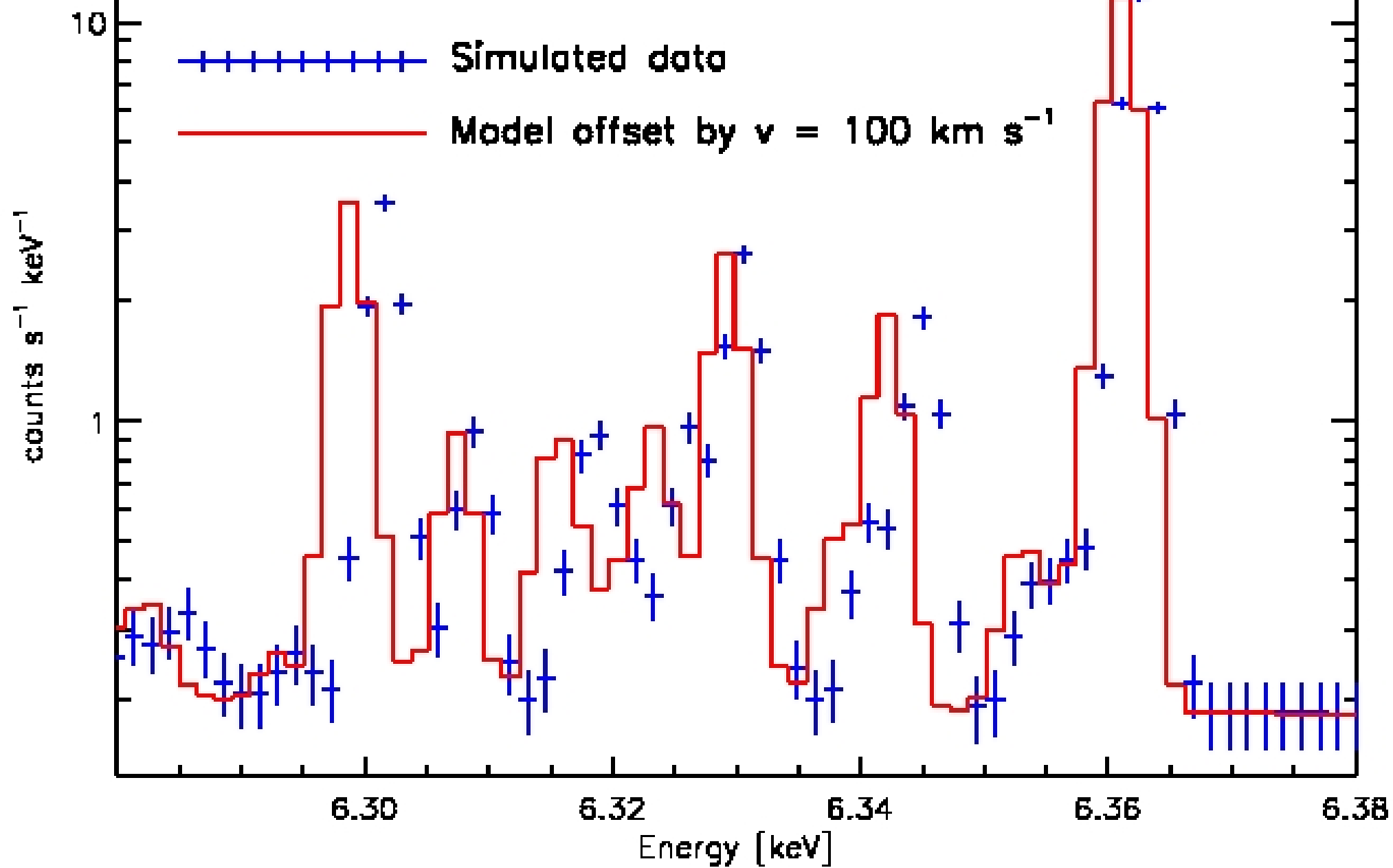


A2256 with ATHENA/XMS

- ★ ATHENA/XMS 100 ks simulation for A2256 main cluster and subclump with the owl response
- ★ Emission model (bremsstrahlung continuum + collisional excitation lines) parameters from Tamura et al, 2011, PASJ in press, arXiv:1104.2667
- ★ Background included (90% resolved CXB)



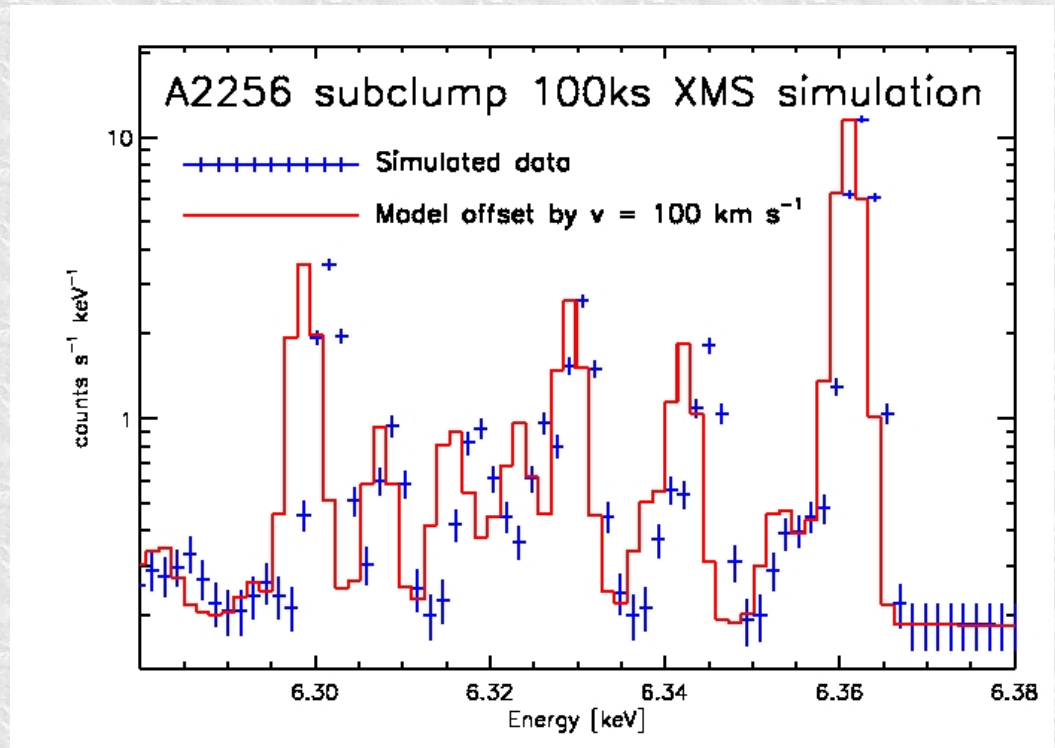
A2256 subclump 100ks XMS simulation



A2256 with ATHENA/XMS

★ Fit the simulated data with the input model →

★ The statistical uncertainty of the redshift ($\sigma_z \sim 10^{-6}$) corresponds to a velocity precision of $v = \mp 3 \text{ km s}^{-1}$, yielding a 500σ detection for the clump motion



★ Measurement is very precise because many line features are resolved. Each centroid gives weight to χ^2

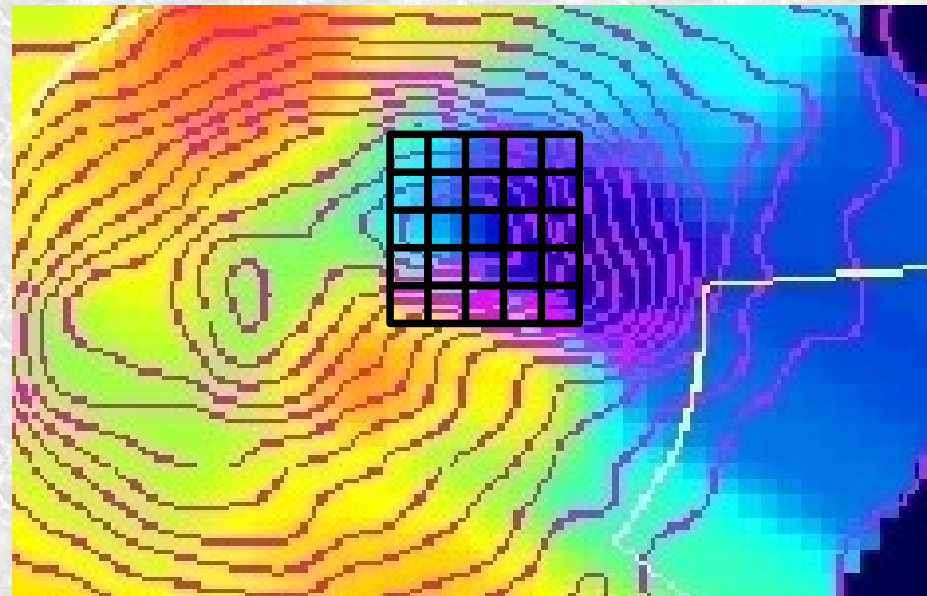
★ The gain needs to be accurate to $dE/E = 0.1 \text{ eV}/6 \text{ keV} = 1 \text{ e-}5$ for absolute velocity measurement. Differential measurement between the subclump and main cluster less demanding

Velocity mapping

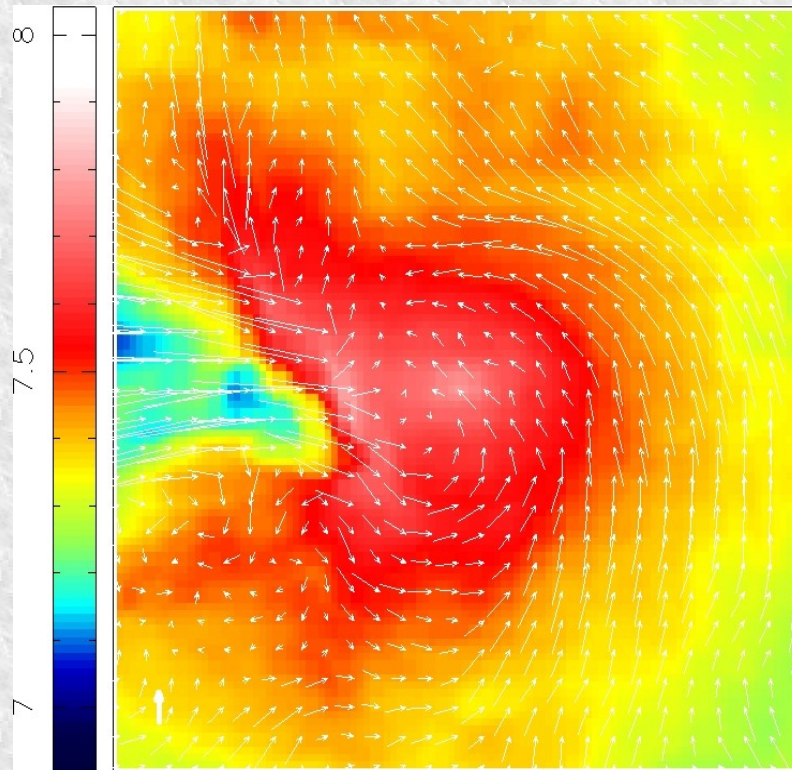
- ★ Dividing the emission into $(0.5 \text{ arcmin})^2$ boxes (i.e. 5x5 map for the full XMS FOV) yields statistical precision level of $\sim 10 \text{ km s}^{-1}$ for A2256 subclump →

BREAKTHROUGH!

- ★ The major mergers have bigger velocities and thus are easier to map

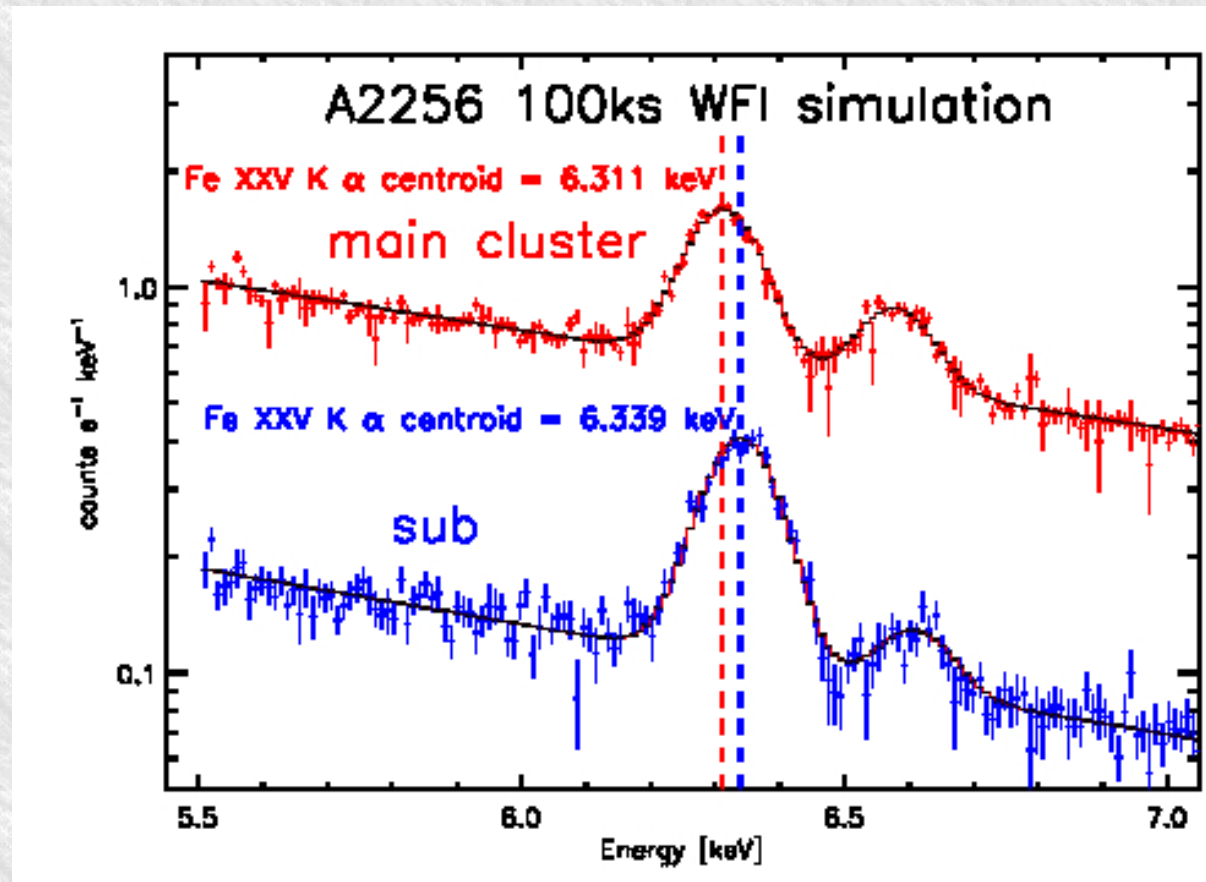


Can ATHENA make a breakthrough by mapping the omnipresent 100 km s^{-1} level of residual bulk motions?



- ★ Single XMS pointing only covers a small angle.
- ★ Wide Field Imager can complement the mapping by covering a larger region with sub-arcmin spatial resolution and ~ 100 eV energy resolution

- ★ 100ks WFI simulation of A2256 **main cluster** and **subclump** →
Fe XXV $K\alpha$ shift detected at $\sim 25 \sigma$ level



★ WFI simulations using:

- ◆ $KT = 5$ keV cluster at $z=0.1$
- ◆ $L_{\text{bol}}(r_{500}) = 7 \times 10^{44} \text{ erg s}^{-1}$ (from Pratt et al. 2009 L-T relation)
- ◆ $r_{500} = 10$ arcmin (using $r_{500} - T$ relation of Vikhlinin et al. 2006)
- ◆ β - profile with $\beta = 2/3$ and $r_{\text{core}} = 0.1 r_{500}$ for surface brightness distribution
- ◆ detection box size $0.1 r_{500}$ (= 100 kpc) in the center, increasing outwards
- ◆ background assuming 90% resolved CXB
- ◆ 100 ks exposure

Results

★ In the center, the bulk velocity can be mapped with angular resolution of $0.1 r_{500}$ and $v = 100 \text{ km s}^{-1}$ for a $kT = 5 \text{ keV}$ cluster with 100 ks exposure

★ At a distance of $0.5 r_{500}$ from the center, the background reaches the cluster emission level at $E > 6 \text{ keV}$ which degrades the precision to $\sim 1000 \text{ km s}^{-1}$ level

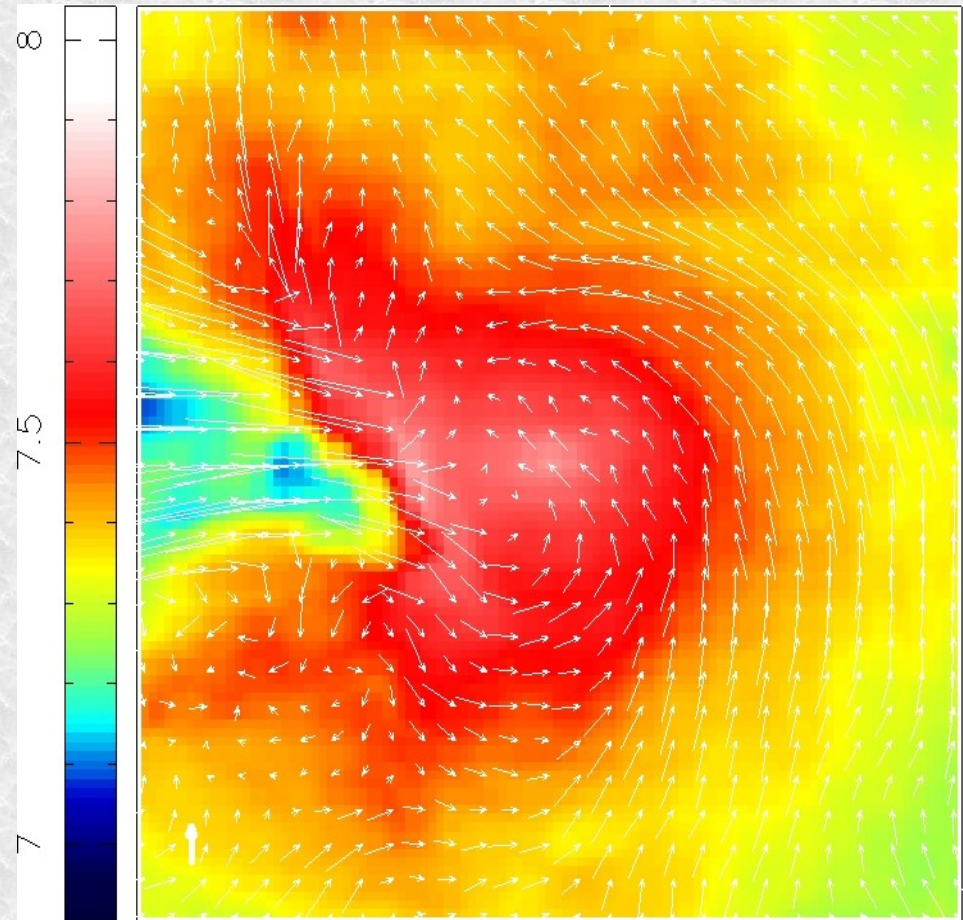
★ The hottest clusters can still be mapped with spatial resolution of $0.3 r_{500}$ at 400 km s^{-1} level at $0.5 r_{500}$ using 100 ks exposure

Distance [r_{500}]	Spatial resol. Δr [r_{500}]	Velocity precision Δv [km s^{-1}]	
		kT 5 keV	kT 8 keV
0.00	0.1	100	
0.25	0.2	200	
0.50	0.3	800	400

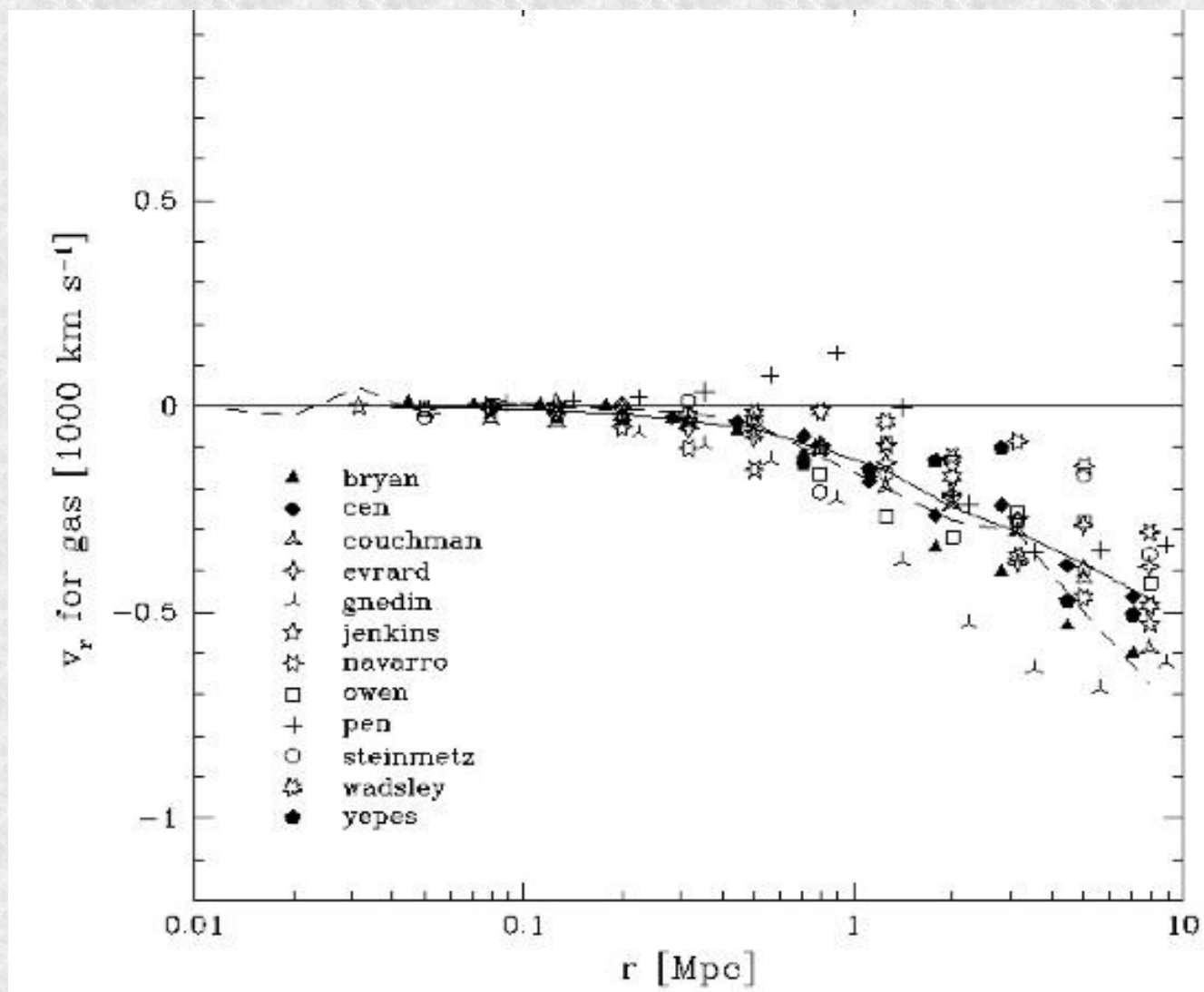
Results

- ★ At least for the hottest clusters the $r \leq 0.5 r_{500}$ area can be mapped into ~ 20 regions at a few 100 km s^{-1} level by WFI 100 ks exposure →

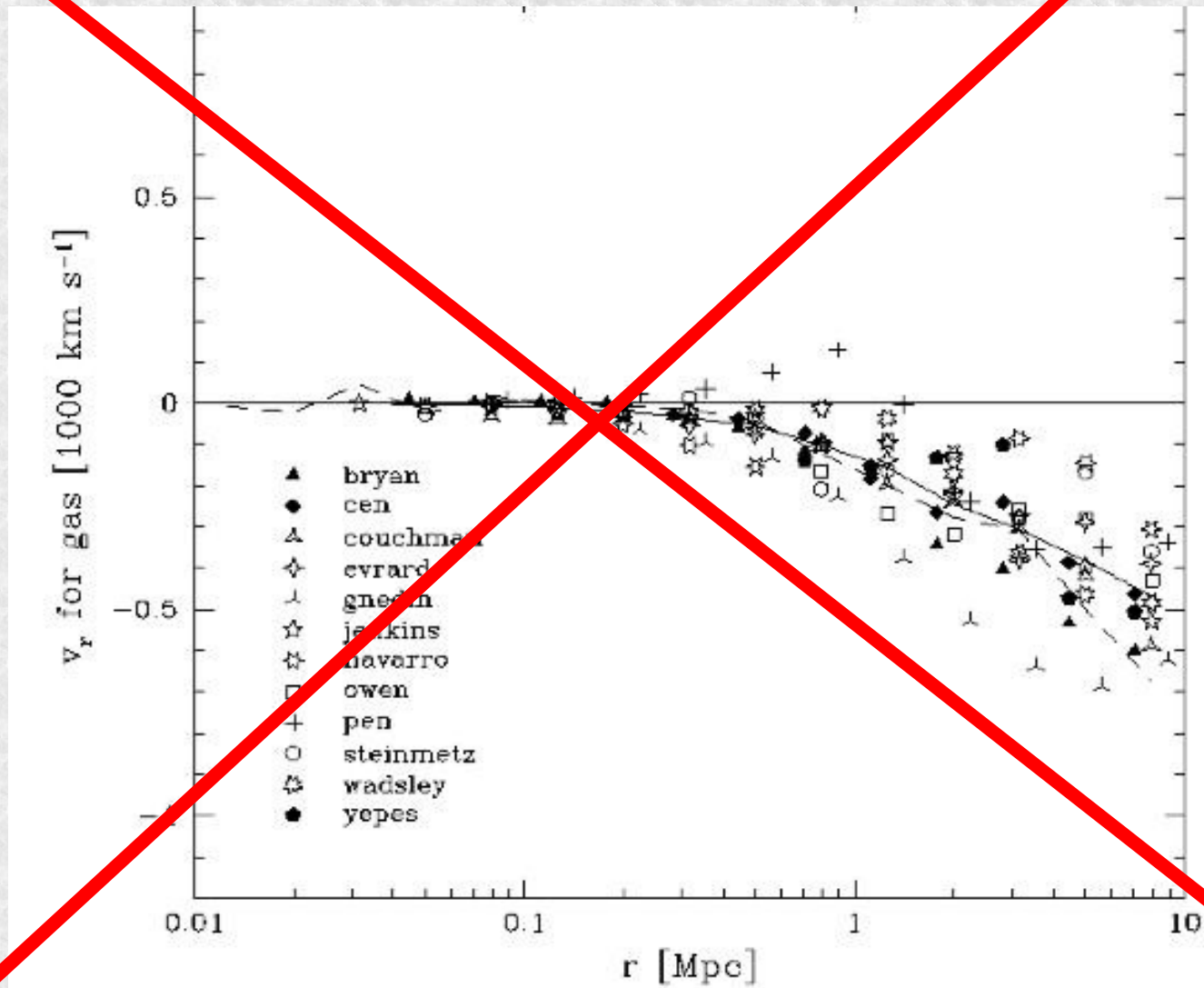
BREAKTHROUGH



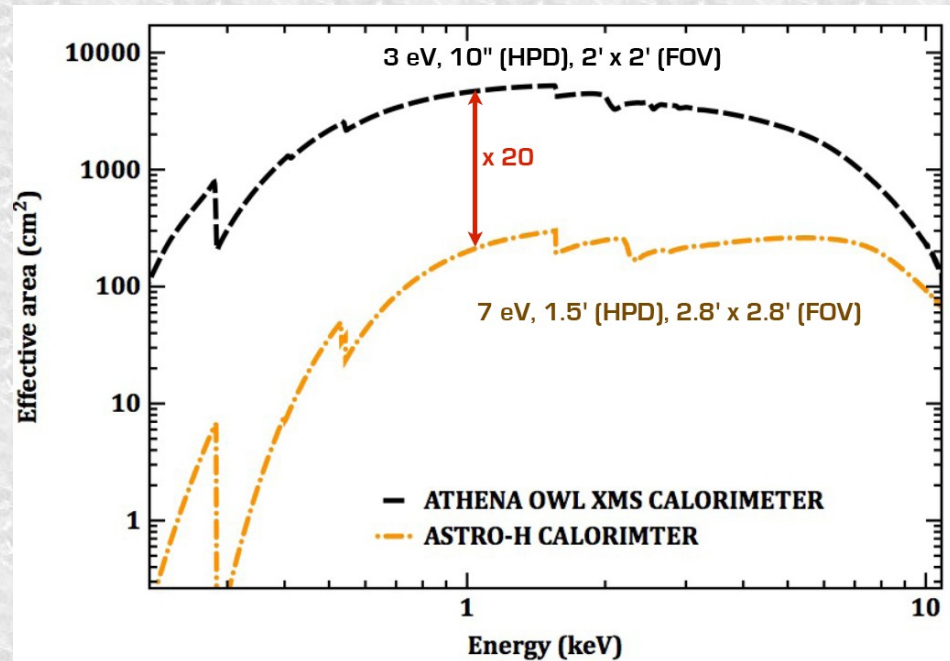
**Can ATHENA make a
breakthrough by mapping the
accretion velocities at virial
radius?**



- ★ No, the data are too noisy at r_{500} with the current estimate of the background.



ASTRO-H



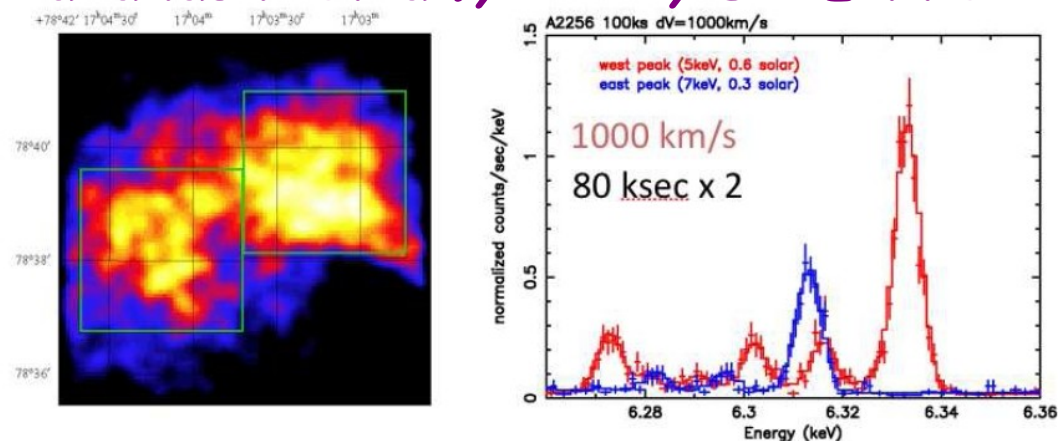
★ Soft X-ray Spectrometer SXS onboard Astro-H has potential for detecting the bulk motions in the brightest nearby mergers

- + energy resolution ~ half of that of XMS
- effective area ~ 1/10 of that of XMS at 6 keV

★ Soft X-ray Imager SXI of Astro-H for mapping the 100 km s⁻¹ motions?

- + energy resolution 150eV at 6 keV
- + FOV 38'
- effective area ~ 1/5 of that of ATHENA/WFI → Need ~500ks per cluster

*A2256 ASTRO-H simulation
Takahashi et al., 2010, SPIE 7732*



Summary

- ★ ATHENA-like mission could measure
 - ◆ **Bulk motions in major mergers:** Piece of cake, as long as movement not close to the plane of the sky
 - ◆ **Bulk motions in nearby minor mergers:** Spatial mapping at \sim arcmin scale with very high velocity precision $\sim 10 \text{ km s}^{-1}$ feasible with 100 ks observations using XMS and 100 km s^{-1} with WFI to larger radii
 - ◆ **Omnipresent residual velocities:** Nearby ($z \leq 0.1$) clusters mapped into ~ 20 regions with WFI up to $r \leq 0.5 r_{500}$ at a few 100 km s^{-1} level with a single 100-500 ks pointing